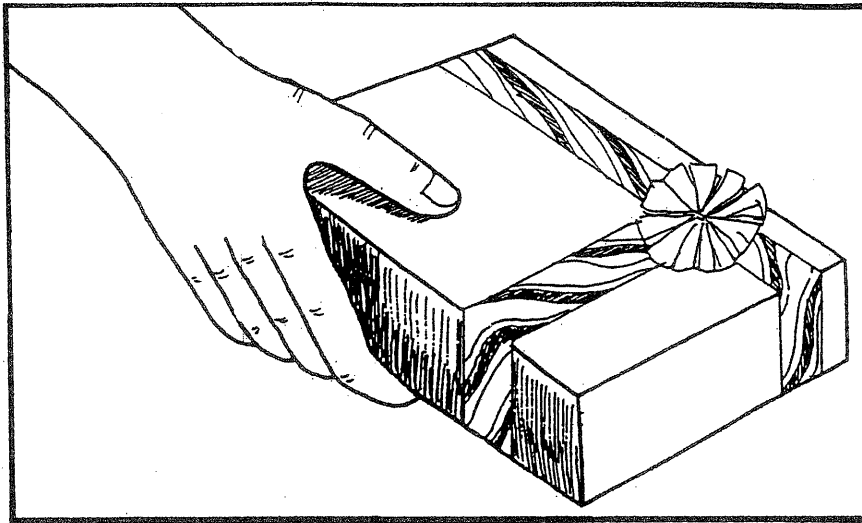


# **GOD'S OFFER**



A Seven Week  
Evangelistic Bible Study

**LEADER'S GUIDE**

**a**

## PREFACE / ACKNOWLEDGMENTS

These evangelistic Bible study lessons are an adaptation of “God’s Solution To Your Spiritual Problem” written by William G Arvan. Working with the SEND International Editorial Committee, the following people were instrumental in making these lessons possible:

Miss Laura Bonney and Miss Ruth Haynes, compilers

Mrs. Norma Gaston, translation and typing

Mr. Maurice Ventura and Mr. Ernie Sena, art work

“God’s Offer” is published by Send International of the Philippines. In the Philippines, no part of this Leader’s Guide or the Visual Aid Charts may be reproduced without written permission from the publisher.

Outside of the Philippines there is no restriction on the use of these materials in any shape or form. It is the desire of William G. Arvan that they be used as widely as possible for the **Glory of God**.

“God’s Offer” is designed for teaching **small groups** using this Leader’s Guide and the accompanying 46 Visual Aid Charts.

Although written for use in the Philippine culture, these materials may easily be adapted and applied to most any culture.

All Scripture quotations are from the New International Version (NIV) of the Bible.

In December of 2011 this material, “God’s Offer” and its 46 Visual Aid Charts, was prepared for electronic transfers through computer “flash drives.”

For further information please E-Mail ---

[williamgarvan@gmail.com](mailto:williamgarvan@gmail.com)

[billarvan1949@gmail.com](mailto:billarvan1949@gmail.com)

## TABLE OF CONTENTS

Page Setup – Layout -----	d
Guidelines for the Teacher -----	d
Tips for Evangelistic Bible Study Teachers -----	e
Preparing the Lesson -----	f
Catch the Vision -----	g
Lesson One - GOD IS SPEAKING TO US -----	1
Lesson Two - OUR SPIRITUAL PROBLEM -----	10
Lesson Three - SEPARATION FROM GOD -----	17
Lesson Four - THE MEDIATOR -----	26
Lesson Five - GOD’S OFFER -----	34
Lesson Six - YOUR RESPONSE -----	43
Lesson Seven - MY NEW RELATIONSHIP WITH GOD ---	52

## PAGE SET UP --- LAYOUT

This information will inform you of the Page Setup used in God's Offer.

1. **Computer Page Layout** --- Portrait
2. **Paper** --- Width 8 ½ inches and Length 11 inches  
**Print pages** "back to back" (pages 1&2, 3&4, etc. together.)  
Finished printed size – trim to 6 ¼ inches wide by 8 ½ long.
3. **Margins** --- Top 0.4 and Bottom 2.5 inches  
When printing out **odd numbered pages** (1, 3, 5, etc.) ---  
Left 0.8 inches and Right 2.6 inches  
When printing out **even numbered pages** (2, 4, 6, etc.) ---  
Left 2.6 inches and Right 0.8 inches  
Gutter 0 inches --- Gutter position left  
Headers and Footers --- Headers 0.5 & Footers 0.5 inches
4. **Binding** --- Use **Combind** binders or fasteners for binding the book.  
**Apply the Binder** to the **left hand side** of the **odd numbered pages** – which will be the **right hand side** of the **even numbered pages**.

## GUIDELINES FOR THE TEACHER

### Scripture References

Each lesson has a limited number of selected Scripture References which the class should look up, read, and discuss.

These references are **underlined in a darker print such as this.**

All other Scripture References (placed in parentheses and printed in a smaller type such as this) are there to use only if needed

### Discussion Questions

The symbol "???" indicates the use of a discussion question. The teacher should first give ample opportunity for the students to answer those questions before giving the correct answer. (The correct answer to those questions usually follow and are enclosed in parentheses.)

## TIPS FOR EVANGELISTIC BIBLE STUDY TEACHERS

### Don't Offend Unnecessarily

Answer carefully all questions concerning religion and religious practices such as:

“What religion are you?”

“Do I need to leave my religion if I attend your Bible Study?”

“What is the difference between your religion and ours?”

Keep the focus on Christ and His Word, the Bible, not religion. Explain that you are teaching the Bible, not a religion. Your purpose is to explain what the Bible says about salvation, not to convert them to your religion. Be careful not to slander any religion in any way.

### Don't Do All The Talking

For best learning, the class should be given the opportunity to discover truth from the Bible for themselves. When asking questions marked with the symbol “??”, wait for the class to answer before telling them the answer. Also give ample opportunity for the class to ask questions.

### Don't Get Side-Tracked

When leading discussions, keep the topic central. Don't allow the class to change the topic or to focus on insignificant details. Refuse to debate or argue.

### Don't Force A “Decision”

Your purpose is to present as clearly as possible the message of salvation as taught in God's Word. Although you will encourage them to decide to follow Christ, you must not force them. Nor should you pressure them to attend your church. Salvation is your focus, not churches or religion.

## PREPARING THE LESSON

### 1. Prepare Your Heart Through Prayer.

- a. Ask the Holy Spirit to help you discern the needs of those in your Bible study and how to minister to them.
- b. Ask God's help in understanding the lesson and how to teach it.

### 2. Prepare Your Mind Through Study.

- a. Good lessons take time to prepare. Begin your preparation early.
- b. Take the necessary time to understand the goal, main points, and application in the lesson's outline.
- c. Be able to explain the Bible verses and illustrations clearly.

### 3. Be Flexible.

- a. Some lessons may be too long for your class situation.  
If so, divide the lesson and continue it at the next scheduled study.
- b. Make the lesson relevant to the class. If necessary, make changes in the lesson's outline or illustrations to fit the people or age group you are teaching.

## CATCH THE VISION

Today, there is a growing spiritual openness and hunger for the Gospel in many of the nations of the world. To care for this need, every pastor, missionary, and Christian leader must be committed to a two-fold purpose.

### **TO TEACH!**

In many cultures individuals and their friends or even members of an “extended” family are natural contacts or “bridges” for evangelistic Bible studies. Therefore, one of the most effective ways of reaching families for Christ in your community is to commit yourself to teach evangelistic group Bible studies.

### **TO TRAIN!**

The present spiritual openness to the Gospel demands more personnel. The need is greater than what you as an individual can do alone. You must increase your effectiveness. You must “multiply” yourself. You must commit yourself to **train** other believers to teach evangelistic Bible studies.

- Take another believer with you so that he can observe you as you teach this series.
- Allow him to assist you by teaching small portions of the lesson with you.
- Encourage him to begin his own Bible study and offer to be his assistant.



LESSON ONE

**GOD IS SPEAKING TO US**

Teach this lesson so that:



1. Class members will discover the answer to “How God speaks to us?”
2. Class members will know why they need to study the Bible and decide to study it.

**MATERIALS NEEDED**

- Your Bible
- Extra Bibles for class to use
- Visual Aid Charts #1-7

Change the charts as you proceed through the lesson outline.  
Place the charts where the class members can easily see them.

**ESTABLISH RELATIONSHIPS**

If this is your first time to meet with this group, take time to chat personally and make them feel at ease. Don't pressure them to answer questions or read the Bible until they feel more at ease with you. If they are not known to you, get there names.

## LESSON ONE

### HOW TO USE THE BIBLE

If your class is unfamiliar with the Bible, explain and practice with them using the Table of Contents and Bible references.

The Table of Contents is located in the front of the Bible. It tells us where to find the books of the Bible. Chapters and verses within each book are called "references". As an example let us look at John 3:16:

The Book --- John is the name of the book.

The Chapter --- The "3:" refers to the third chapter in the book of John.

The Verse --- The last number(s) ":16" refers to the verse(s) in the third chapter of John.

### LESSON OUTLINE

#### 1. PRAYER

[Begin the class session with a short prayer.]

#### 2. INTRODUCTION

To begin this Bible Study, let us answer some very basic questions.

?? Is there a God?

?? How do you know God exists? [Let the class give their reasons.]

#### CHART 1 - GOD EXISTS

Creation is proof that God exists. **Read Psalm 19:1-4** (Romans 1:20)

## LESSON ONE

?? Through creation we can know that God exists. But, in your opinion, can we know God is a personal way?

?? Do you think God wants to talk to us? The Bible teaches that God wants a personal relationship with us. But how does God communicate with us so we can know His will and purposes?

In our first lesson, we want to answer two important questions. [Refer to Chart #2.]

### CHART 2 - LESSON OUTLINE

#### GOD IS SPEAKING TO US

- How does God speak to us?
- How can we listen to God?

### 3. HOW DOES GOD SPEAK TO US?

God is in heaven; we are on earth. We cannot see or hear God.

?? What are some ways that you think God speaks to us?

?? How can we know what He wants us to do? [Let the class answer.]

Let us look at what some others think.

#### A. INSUFFICIENT ANSWERS

### CHART 3 - INSUFFICIENT ANSWERS

## LESSON ONE

### 1) TRADITION / CULTURE

Some will say “God speaks to us through our traditions or culture. When we follow our traditions or the beliefs we have been taught from childhood, we are doing what God wants us to do. When we keep our traditions, we are pleasing God.” [For example, Christmas, as illustrated on Chart #3.]

?? What are some traditions that you follow?

?? Are your traditions the same as other religions?

?? How can we know which tradition is right? [Let the class answer.]

#### **Read Mark 7:1-9.**

?? What did the religious teachers ask Jesus? (vs.5 – Why didn’t His disciples keep the Jewish traditions?) The disciples of Jesus were not washing their hands the way required by Jewish tradition. They thought the disciples were sinning against God because they were not following their traditions.

?? What did Jesus say about tradition in verse 6? (Even though you keep traditions, your heart can be far away from God.)

?? What did Jesus teach in verse 7 about traditions? (Traditions are the teachings of men, not of God.)

?? Does God speak to us through traditions? (No) It is only our culture, not God, that speaks by means of traditions.

[Teacher, if a class member asks about 2 Thessalonians 2:15, explain that tradition is not necessarily wrong. Paul was mentioning traditions which agreed with the teachings of God’s Word. However, if a tradition contradicts God’s Word, then it is wrong and should not be followed.]

## 2) RELIGION

Others say “We are members of the true church. God speaks to us through our church or religion. When we listen to our religious leaders, we learn what God wants to say to us. Our religion tells us what God wants us to do and what He does not want us to do.”

Many religious groups claim that they are the only true church or religion. With so many different churches or religions claiming that God only speaks through them, how can we ever be sure which is correct?

### Read Acts 17:22-25

?? What did the Apostle Paul say about the people who lived in Athens? (vs. 22 - They were very religious.)

?? Even though they were very religious, did they know the true God? (vs. 23 - No.)

?? Does God speak to us through religion? (No) Religion is not necessarily wrong, but we cannot depend on it to tell us what God is saying to us.

(Romans 10:1-4 and Acts chapter 10 also clearly teach that religion is not a sufficient answer; we cannot know God through religion.)

## 3) PHILOSOPHY / EDUCATION

Some say, “We don’t trust tradition or religion. We trust our own thinking and our education.” This is the answer of the philosophers.

?? Do all of the philosophers agree with each other? (No)

### Read Colossians 2:8.

?? How does the Bible describe philosophy and education? (Hollow, vain, deceptive)

?? What does philosophy depend upon? (Human traditions and principles of this world.)

## LESSON ONE

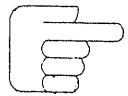
?? Does God speak to us through philosophy and education?  
(No) This is not to say that education is wrong, but we cannot depend on education as a way of knowing what God is saying to us. (I Corinthians 1:20-21)

Since tradition / culture, religion, and philosophy / education are all insufficient answers, how does God truly speak to us?  
**What is the correct answer?**

### B. THE CORRECT ANSWER

#### CHART 4 - THE CORRECT ANSWER

Sometimes the Bible is referred to as God's Word. His words that He has spoken and wants to say to us are recorded in the Bible. Through reading His Word, the Bible, we will know what He wants to say to us.



[Teacher, you may find that this lesson is too long to teach in one setting. If so, stop here. Teach the remainder of this lesson next time.]

### 1) THE INSPIRATION OF THE BIBLE

#### CHART 5 - THE BIBLE

?? Who wrote the Bible? (God)

?? How did God give us the Bible?

**Read 2 Peter 1:20-21.** The Bible was given by inspiration of God as He guided the men who wrote it. (Jeremiah 30:1-2) This Bible is from God. Because God is the writer, it is the truth.

Anything that does not agree with the Bible is false. Of course, because there is no one greater than God, His Word, the Bible, is the final authority.

## 2) THE PURPOSE OF THE BIBLE

Why did God give us this special Book, the Bible? Why should we read and study it?

**Read John 20:30-31.**

?? Why was the book of John written? (So that we may believe in Jesus and have life through Him.)

God gave us the Bible so that we could learn of His Son, Jesus Christ, and how we can receive eternal life through Him.  
(2 Timothy 3:14-15; Acts 4:12; I John 5:11-12)

## 4. HOW CAN WE LISTEN TO GOD?

### A. THE EXAMPLE OF BEREIA

**Read Acts 17:11-12**

?? What three things did the people from Berea do when God's Word was preached to them? [Let the class answer.]

- 1) received it
- 2) examined it
- 3) believed it

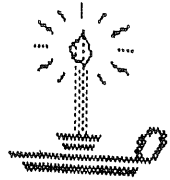
CHART 6 - LISTEN TO GOD!

We also need to commit ourselves to investigate the Bible with an open mind. As we study God's Word, we will also find the truth.

## LESSON ONE

### B. ILLUSTRATION

CHART 7 - WHICH WAY?



Let us imagine that one of your relatives gets married and moves away to a village where you have never visited before.

One day you receive a letter from her asking you to come and visit her. But, of course, you don't know the way. She tells you very clearly which bus you need to take, where to get on the bus and where to get off, etc. After the last ride, you still need to walk a little distance, but she has drawn a very clear sketch showing you which road you need to take.

?? Since her instructions and the map are correct, is it possible to go the wrong way? [Let the class answer.]

There are two ways you could go wrong: **First**, if you do not read her letter, you could go the wrong way. **Second**, if you do not trust her instructions, and therefore do not follow them, you could also go the wrong way.

That is the same way with the Bible. God has given us His Word, the Bible, so that we will know the right way to heaven. The Bible is accurate and clear. But many people are still lost and not going to heaven. Why? Because they do not read the Bible, and secondly, because they do not trust the Bible and therefore do not follow its guidelines.

### 5. SUMMARY DISCUSSION

[Allow sufficient time for the class to ask questions.]

Review the main points of the lesson by asking the questions on Chart #2.

Also ask your own questions to see how much of the lesson the class has understood.]