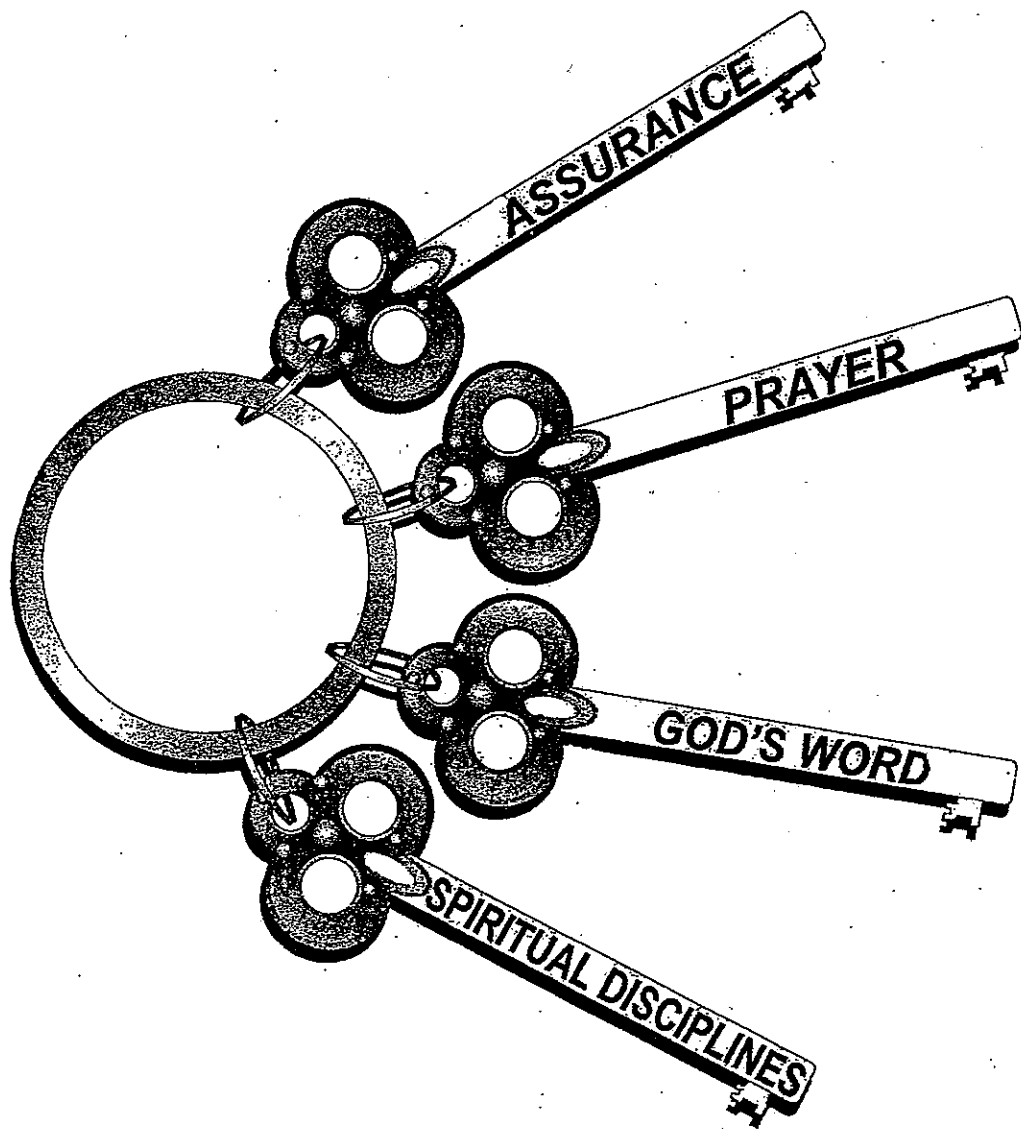


KEYS TO **Spiritual Growth**

PART
ONE



LEARNER'S WORKBOOK

*But grow in the grace and
knowledge of our Lord and
Savior Jesus Christ.*

2 Peter 3:18

ACKNOWLEDGEMENTS

Keys to Spiritual Growth, Part 1, was written by William G. Arvan. The publisher gratefully acknowledges those who have helped to revise this discipleship material including those listed below. They and others have labored in love for the purpose of helping the evangelical churches of the Philippines teach and disciple new believers.

Revision Editorial Committee

Rev. Nymrod D. Ferrer

Virginia P. Raguini

Jocelyn D. Torres

Norma M. Gaston

Pastor Marlon R. Roldan

Pastor Neil Richard S. Zagala

Leticia A. Magalit

Filipino Translator: Norma M. Gaston

Artist: Pastor Chris Orpiano

Cover & Packet Design and Layout Artist: Roland M. Arbolario

Project Coordinators: Laura A. Bonney and Ruth L. Haynes

The *Keys to Spiritual Growth* discipleship curriculum consists of three parts:

Leader's Guide - for the teacher

Workbook - for the teacher and each student

Visual Aids Packet - for the teacher

All Scriptural quotations are from the New International Version (NIV).

It is the author's intent that this discipleship material be used as widely as possible. Therefore, (**except** in the Republic of the Philippines), it may be used in any form **without prior consent** of the author.

William G. Arvan

E-Mail – bparvan@gmail.com

TABLE OF CONTENTS

Keys to Spiritual Growth, Part 1, Workbook

Introduction

Lesson 1 – Spiritual Babies Should Grow	1
---	---

KEY ONE – ASSURANCE

Part One – Assurance of the Way

Lesson 2 – The True Way of Salvation	4
--	---

Lesson 3 – Beware of Counterfeit Messages of Salvation	8
--	---

Part Two – Assurance of Eternal Life

Lesson 4 – Secure in God	11
--------------------------------	----

Part Three – Assurance of Forgiveness

Lesson 5 – Sin and the Believer's Relationship to God	14
---	----

Lesson 6 – Sin and the Believer's Fellowship with God	17
---	----

KEY TWO – PRAYER

Lesson 7 – What Prayer Is	20
---------------------------------	----

Lesson 8 – Freedom to Approach God	23
--	----

Lesson 9 – Important Elements of Prayer	26
---	----

Lesson 10 – God's Conditions for Granting Petitions	29
---	----

KEY THREE – GOD'S WORD

Lesson 11 – The Bible is God's Word	32
---	----

Lesson 12 – Hearing and Reading the God's Word	36
--	----

Lesson 13 – Memorizing and Meditating on God's Word	39
---	----

Lesson 14 – Studying God's Word	42
---------------------------------------	----

KEY FOUR – SPIRITUAL DISCIPLINES

Lesson 15 – Spiritual Disciplines	45
---	----

Supplementary Pages

Simple Illustrated Gospel Presentation	49
--	----

Do You Know Your Bible (Quiz)	50
-------------------------------------	----

Games for Reviewing Memory Verses	51
---	----

Instructions for Using a Bible Drill in a Class Situation	52
---	----

Song for Learning Books of Old Testament	53
--	----

Song for Learning Books of New Testament	53
--	----

Memory Verse Cards and Holder (Packet)	54
--	----

Personal Prayer List (Sample)	56
-------------------------------------	----

Listening Guide (Sample)	56
--------------------------------	----

Meditation Guide (Sample)	57
---------------------------------	----

"S P E C T A" Bible Study Guide (Sample)	57
--	----

Read Through the Bible in a Year Schedule	58
---	----

Personal Bible Reading Record	60
-------------------------------------	----

KEYS TO SPIRITUAL GROWTH

PRINTING INFORMATION

LEARNER'S WORKBOOK

Please note that all pages are **8 ½ by 11 inches**.

The **front and back covers** should be printed on **Cardstock paper** as well as pages 49, and 54-55. All other pages are printed on **#24 pound paper**.

The margins allow room for binding with a **Three Hole Binder**, a **Combbind Binder**, etc.

LEADER'S GUIDE

Please note that all pages are **8 ½ by 11 inches**.

The **front and back covers** should be printing on **Cardstock paper** and all other pages on **#24 pound paper**.

When the printing is completed, the **8 ½ by 11 inch sheets** are to be cut or trimmed **2½ inches** on the **right hand side** of the page and **2 ½ inches** off the **bottom of the page**.

The finished product will be a **6 by 8 ½ inch booklet**.

The margins allow room for binding with a **Three Hole Binder**, a **Combind Binder**, etc.

VISUAL AID CHARTS

Please note that all the Charts are **8 ½ by 11 inches** and are printed on **Cardstock paper** in order to **display them in an upright position** before the class.

PIRITUAL BABIES SHOULD GROW



Welcome to the Family of God

“To all who received him (Jesus Christ), to those who believed in his name, he gave the right to become children of God — children born not of natural descent, nor of human decision or a husband’s will, but born of God.”

John 1:12-13

If you have trusted Christ, you are now a child of God !

SPIRITUAL LIFE AND GROWTH

As in Physical Life

We receive physical life by being born of human parents into the world.

We were born into physical life not as a mature adult, but as a baby.



So in Spiritual Life

We receive spiritual life by being born again by the Spirit into the family of God (John 3:5-7).

We were born into spiritual life not as a mature Christian, but as a spiritual baby.

*In both physical and spiritual life, growth is normal and necessary.
Lack of growth is abnormal and results in a weak and useless life.*

A. Food for Spiritual Growth

Read 1 Peter 2:2-3. Using these verses, answer the following questions:

1. What are new believers called or compared to? _____
2. What should be the normal craving or desire of every newborn believer? _____

3. What do you think this verse means by “pure spiritual milk?” _____
4. What will be the effect of “drinking” this spiritual milk? _____

God expects everyone in His family to have a hunger for spiritual food.

B. Exercise for Spiritual Growth

Read Ephesians 4:22-24. Using these verses, answer the following questions.

5. What are children of God supposed to "put off" (take away from their life)? (verse 22)

6. What should be "made new" (changed)? (verse 23)

7. What should God's children "put on" (make true in their life)? (verse 24)

8. How is our "new self" (our new lifestyle) created to be like God? (verse 24)

9. What is something in your life that you should "take off" and/or "put on"?

God wants His children to grow to be more like Jesus Christ.

C. Help for Spiritual Growth

God helps His children grow by giving them "another Counselor" (John 14:15), the Holy Spirit. "Another" means "of the same kind" (the Holy Spirit is just as wonderful a companion to us as Jesus was to His disciples). "Counselor" means "one who gives aid or assistance."

From the following verses, write down how the Holy Spirit helps each believer.

10. John 14:16-17

11. John 14:26

12. John 16:12-14

God's Holy Spirit lives in us to help us grow to be like Jesus Christ.



SUMMARY REVIEW QUIZ

a. What does 1 Peter 2:2-3 compare new Christians to?

b. What is the spiritual food for God's children?

c. What should Christians be "putting on"?

d. Who helps believers to grow and change their lifestyle?

e. How long will the Holy Spirit stay with believers?




I know that God wants me to grow up in my salvation. In obedience to what we have studied today, I commit myself to _____

FAMILY ACTIVITY

I will try to do these activities with my family on _____ (day)
at about _____ (time).

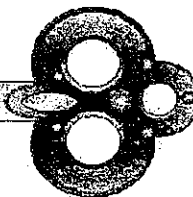
(Check off each activity as you complete it.)

- Help everyone find 1 Peter 2:2-3 in their Bibles.
- Explain what 1 Peter 2:2-3 means and memorize it together.
- (For families with older children) Read Ephesians 4:25-32 and make a list of the things believers should "put off" (stop doing) and another list of things believers should "put on" (start doing). Perhaps each member of the family could then list at least one activity/habit/practice, etc. that he wants to "put off" from his life and a replacement activity that he wants to "put on." Pray together asking God to help you do those things through His Holy Spirit.
- (For families with younger children) During one meal each day, try repeating 1 Peter 2:2-3 all together. Then ask one person to recite or talk about another verse from the Bible. (Parents may need to choose the verse, write it out, put it inside an envelope or box, etc., and let the children take turns taking the verse out and reading it.) This is one way to receive both spiritual and physical food during your meal.



Key 1

ASSURANCE
Assurance of the Way



THE TRUE WAY OF SALVATION

God created us for the purpose of enjoying intimate fellowship with us.

MAN'S CONDITION

A. The Fact of Sin – Romans 3:23

1. According to Romans 3:10-11, how many people are righteous? _____

2. According to Romans 3:23, how many have sinned? _____

We have disobeyed and turned away from the Word and purposes of God.

GOD

**I disobeyed God's holy commands.
Romans 3:23**

GOD'S JUDGMENT

GOD **MAN**
DEATH / SEPERATION


**I deserve eternal punishment.
Romans 6:23a**

B. The Penalty of Sin – Romans 6:23a

3. According to Romans 6:23a, what are the wages (penalty) of sin? _____

4. According to Romans 5:18, what was the result when men trespassed (sinned) against God? _____

We were condemned to the punishment of death (both physical and spiritual) and were separated from God.



C. Our Inability to Save Ourselves
– Romans 3:20


5. According to Romans 3:20, who will be declared righteous (free from guilt and penalty of sin) in God's sight by observing the law (God's commandments)? _____
6. What does the law do to us? _____

We are totally unable to save ourselves from eternal punishment.


GOD'S PROVISION

D. The Love of God –
Romans 5:8

7. According to Romans 5:6-8, what were we like when Christ died for us?
 - a. (verse 6) _____
 - b. (verse 8) _____



Christ loved us, helpless sinners, and paid the penalty for our sin.



E. The Gift of God – Romans 6:23b

Read Romans 6:23.

8. What is the gift of God? _____

9. Through whom do we receive this gift?

10. According to Romans 3:22, how can a person receive God's righteousness?

11. According to Romans 3:28, how is a person justified? _____

When we trust Jesus Christ as our personal Savior, we are justified (declared not guilty), made righteous (received God's righteousness), and given the gift of eternal life.


F. Our New Life – Romans 6:11

12. According to Romans 6:11, what is a believer's condition before God?

Read Romans 6:19.


13. What do believers offer their bodies to?

We now share the eternal life of God which enables us to fellowship with Him.



SUMMARY REVIEW QUIZ

- a. What does spiritual death mean? _____
- b. What does it mean to have eternal life? _____
- c. How can you receive the gift of eternal life? _____
- d. What should be the evidence that a person now possesses eternal life? _____




*Personal
Response*

In my opinion, I **do** **do not** (circle the appropriate answer)
possess eternal life because _____

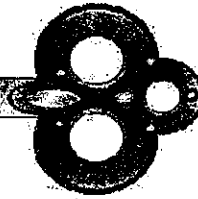
FAMILY ACTIVITY (Check off each activity as you complete them.)

- Find Romans 6:23 in your Bibles, explain it, and memorize it.
- Review 1 Peter 2:2-3.
- Cut apart the "Gospel drawings" on page 49 of this workbook, color them, and practice telling the Gospel to each other.
- (For families with older children) Read John 3:16-21. Make a list of things that are true about those who do not trust Christ as their Savior and another list of things that are true about those who do trust Christ as their Savior.



Key 1

ASSURANCE
Assurance of Eternal Life



BEWARE OF COUNTERFEIT MESSAGES OF SALVATION

A. The Source of Counterfeit Messages of Salvation

FALSE TEACHERS

“But there were also false prophets among the people, just as there will be false teachers among you. They will secretly introduce destructive heresies, even denying the sovereign Lord who bought them—bringing swift destruction on themselves. Many will follow their shameful ways and will bring the way of truth into disrepute. In their greed these teachers will exploit you with stories they have made up. Their condemnation has long been hanging over them, and their destruction has not been sleeping.... They never stop sinning; they seduce the unstable.... For they mouth empty, boastful words and, by appealing to the lustful desires of sinful human nature, they entice people who are just escaping from those who live in error.”

2 Peter 2:1-3, 14, 18

1. In the above verses, who did Peter say will be among us? _____
2. From where do these false teachers get their “stories” (teaching about salvation, etc.)? _____
3. What does Peter say will happen to false teachers? _____
4. Who especially do the false teachers try to “entice” to follow their teaching? _____

Read Paul’s warning about false teachers in Galatians 1:6-9 and answer the following questions.

5. What two things does Paul say “some people” (meaning false teachers) were trying to do to the Galatian believers?
 - a. _____
 - b. _____
6. What does Paul say should happen to anyone, even an angel from heaven, if they preach a different gospel than the one he preached? _____



We are in danger of being confused
by false teachers.

B. The Source of the True Message of Salvation

Read Galatians 1:11-12 and answer the following questions.

7. What are three things which Paul says about the Gospel he preached?
 - a. _____
 - b. _____
 - c. _____
8. How did Paul receive the Gospel he preached? _____
9. From whom did Paul receive the Gospel he preached? _____

The Gospel which Paul preached was from God.

C. The Only Source of Salvation

Read John 14:6 and answer the following questions.

10. Who is speaking in this verse? _____
11. How many ways of salvation are there? _____
12. Can anyone go to God the Father in heaven apart from Jesus? _____

Jesus Christ is the ONLY way of salvation!




SUMMARY REVIEW QUIZ (Circle the correct answer.)

- | | | |
|---|------|-------|
| a. There are many different ways to be saved. The important thing is to be sincere and do your best. (Why or why not?) | True | False |
| b. Sometimes false teachers can be kind, intelligent and sincere people who use the Bible and say they believe in Jesus. | True | False |
| c. If someone receives a "new" revelation or message of salvation in a supernatural way, we should listen to it and believe it. | True | False |
| d. False teachers especially like to visit and teach new believers. | True | False |



I realize that I could be deceived by false teachers. In response to this lesson, whenever I hear an explanation of the way of salvation, I will do the following to be sure what I have heard is true: _____

FAMILY ACTIVITY (Check off each activity as you do it.)



- Help everyone find John 14:6 in their Bible, explain the meaning, and memorize it together.
- Review 1 Peter 2:2-3 and Romans 6:23.
- (For families with older children) Read some of Paul's testimony in Acts 9:1-18 and Galatians 1:11-2:20. Try to put the following events of his life in the correct order. (The first two are done for you.)

___ Paul went to Jerusalem for the first time, stayed with Peter and met James (Jesus' half brother). These men were leaders in the church.

2 Jesus Christ spoke to Paul from heaven and Paul was saved.

___ The apostles agreed that the Gospel Paul was preaching was correct; he should continue to preach it.

___ God told a disciple named Ananias that Paul was going to be a preacher.

___ Fourteen years later, Paul returned to Jerusalem and shared with the apostles the Gospel message Jesus Christ had revealed to him.

1 Paul (also known as Saul) went to Damascus to take believers as prisoners to Jerusalem.

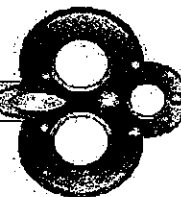
___ Paul went into Arabia (a desert) where Jesus Christ revealed to him the teaching of the Gospel.

- (For families with younger children) Each day, perhaps during a meal, a parent (or older child) could state a belief about salvation (true or false). The younger children should then state whether it is true or false, and if false, give the correct belief. A few examples are given below.
 - a. You can get to heaven by being a very good person. (False)
 - b. God loves everyone, even bad people. (True)
 - c. Jesus Christ is God, the Son. (True)
 - d. If someone has been baptized, he can be sure that he is going to heaven. (False)
- (For families with younger children) If someone in your family is particularly creative, they could make or draw a maze for the younger children. Play with the children as they try to figure out the right way. Discuss how easy it is to get confused and even lost. Since many different religions and people teach many ways to be saved, we could easily get confused and begin to believe a lie. God has given us the Bible so that we will know God's way of salvation.

Key 1

ASSURANCE


Assurance of the Way



SECURE IN GOD

*Do you have eternal life? Can you be sure? Are you sure?
Without assurance of salvation, spiritual growth will be difficult.*

A. Assurance is Based on God's Faithfulness



God is not a man, that he should lie, nor a son of man, that he should change his mind. Does he speak and then not act? Does he promise and not fulfill?

Numbers 23:19

God, The Promiser

Read Numbers 23:19 (above) and answer the following questions.

1. What two things will God not do? (first part of the verse)
 - a. _____
 - b. _____
2. What two things will God always do? (last part of the verse)
 - a. _____
 - b. _____

Some of God's Promises

Read 1 John 5:10-13 and answer the following questions.

3. Where can eternal life be found? (verse 11) _____
4. Who does God say has eternal life? (verse 12) _____
5. What can those who believe in the name of the Son of God be sure of? (verse 13) _____
6. Will God lie or change His mind about the statements in these verses? _____ Why or why not?

Read John 10:28-30 and answer the following questions:

7. According to Jesus Christ, what two things will not happen to those who have eternal life?
 - a. _____
 - b. _____
8. Will Jesus Christ, God the Son, lie or change His mind about His promises? _____



God is faithful and will keep His promises!

B. Assurance is Accepted by Faith in God and His Promises

Read Jesus' words in John 5:24 and answer the following questions.

- 9. What two requirements did Jesus say you must fulfill in order to receive eternal life?
 - a. _____
 - b. _____
- 10. Have you heard (listened to) the Word (of salvation)? _____
- 11. Do you believe the Father sent Jesus to be your Savior? _____
- 12. If you answered "yes" to questions 10 and 11, what three things does Jesus promise you?
 - a. _____
 - b. _____
 - c. _____
- 13. Does Jesus, God the Son, always fulfill His promises? _____



REMEMBER

God said it	in His Word
I believe it	in my heart
That settles it	forever!

Trusting the faithful God to fulfill His promises brings assurance.

C. Assurance is Given by the Holy Spirit

Read Romans 8:15-16.

- 14. Instead of a spirit of fear (dreading punishment), what has God given to His children? _____
- 15. What does God's Holy Spirit confirm as true to our own spirit? _____

As an example of someone who experienced the Holy Spirit's assurance, read Acts 16:25-34 and answer the following questions.

- 16. What question did the jailer ask Paul and Silas? (verse 30) _____
- 17. What was Paul and Silas' answer? (verse 31) _____
- 18. Was the jailer saved (did he believe in the Lord Jesus Christ)? _____
- 19. What emotion was he filled with (what feeling did he express)? _____

God's Holy Spirit assures us that we are God's children; His assurance often causes great joy.


SUMMARY REVIEW QUIZ

- a. On what truth is assurance of eternal life based? _____

- b. Since God is faithful, what do we need to do in order to receive the assurance that we have eternal life? _____

- c. How does the Holy Spirit give us assurance that we have eternal life? _____

- d. Are you certain that you have eternal life? _____
- e. If so, why are you certain? _____




When I am tempted to doubt if I have eternal life, I will read and study _____

(choose a salvation promise verse) and _____

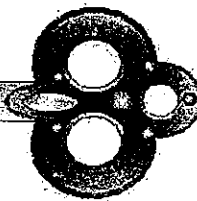
FAMILY ACTIVITY (Check off each activity as you complete them.)

- Find John 5:24 in your Bibles, explain it, and memorize it.
- Review the previous verses, 1 Peter 2:2-3, and Romans 6:23, and John 14:6.
- (For families with older children) Each person should choose a Bible verse containing a salvation promise. (For example, John 1:12, John 6:47, Acts 16:3, Romans 10:13, etc.) Discuss the verse using the following questions:
- Who made the promise?
 - What must we do?
 - What does God promise He will do if we do our part?
 - Does God ever lie or change His mind?
 - Can we be sure this promise will be fulfilled? Why?
- (For families with younger children) As a family, talk about what a promise is. Encourage each person to make a promise to one or more members of the family (something they will do during the week for them, etc.). Write down those promises and then acknowledge when each promise is kept. Talk about how it feels when someone keeps their promise and how it feels if someone did not keep their promise. Remind your family that sometimes people are unable to keep their promises. But God always keeps His promises. Every promise in His Word will be fulfilled. Discuss some of God's promises, such as the promise in the memory verse, John 5:24.



Key 1

ASSURANCE
Assurance of Forgiveness



SIN AND THE BELIEVER'S RELATIONSHIP TO GOD

A. The Problem of Sin in a Believer's Life


Read the apostle John's teaching about this problem in 1 John 1:8-10 and answer the following questions. This letter of 1 John was written to believers.

1. Does a true believer in Jesus Christ still sin sometimes? _____
2. If someone claims he does not sin, what two things is he guilty of (verse 10)?
 - a. _____
 - b. _____

A prayer of King David (a believer in the Old Testament) after he sinned.

"When I kept silent, my bones wasted away through my groaning all day long. For day and night your hand was heavy upon me; my strength was sapped as in the heat of summer. Then I acknowledged my sin to you and did not cover up my iniquity. I said, 'I will confess my transgressions to the Lord' and you forgave the guilt of my sin."

Psalm 32:3-5



Read David's description of his relationship or experience with sin in Psalm 32:3-5 (above) and answer the following questions.

3. What emotions or feelings did David's unconfessed sin cause? _____
4. What did he decide to do to relieve his pain? _____

Sin causes true believers great guilt and pain.

Read what the apostle John says about sin in a believer's life in 1 John 3:6-9 and answer the following questions. The pronoun "him" refers to Christ Jesus.

5. Who are those who do not live a life of habitual sin? (verse 9) _____
6. Why is their life not characterized by sin? _____

Read what the apostle Paul says about a believer's relationship to sin in Romans 6:6-7.

7. Because of Christ's death, what happened to the old self (our nature prior to trusting Christ as Savior)? _____

8. What is no longer true for a believer in Jesus Christ? _____
 What does this imply? _____

Believers should and can live a holy life;
 habitual sin should have no place in believers' lives.

B. The Believer's Relationship to God if He Sins

Think about how Christ's death affects our relationship with God as His child as described in Hebrews 10:10-14. (The pronoun "he" refers to Jesus Christ.)

9. What has Christ's once-for-all sacrifice done for us as believers? (verse 10) _____

10. How many of our sins did Christ's one sacrifice pay for? _____

Because of what Christ did for us on the cross, God has given His children assurance of total forgiveness. Read Romans 8:1 and 38-39 and find these promises.

11. What is true about those who are in Christ Jesus? _____
12. What is able to separate believers from the love of God? _____

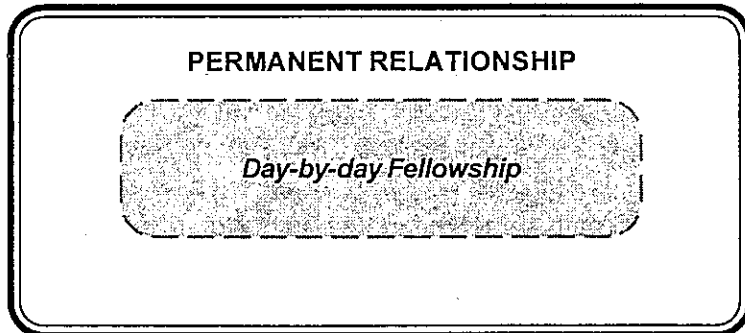
Although God retains a sinning child in His family, He hates their sin. Sin is not His plan or will for His children. As a reminder of God's plan for His children, read 1 Thessalonians 4:3-8.

13. What is God's will for His children?
- | | |
|----------|----------|
| a. _____ | d. _____ |
| b. _____ | e. _____ |
| c. _____ | f. _____ |

Because of Christ's full payment for all of our sins,
 our relationship as children of God is certain and permanent.
 Our calling or goal is to live a holy life.

Two Aspects of Our Relationship to God

Sin does not affect a believer's permanent relationship to God.




However, sin does affect our day-by-day fellowship with God. (Next lesson)

SUMMARY REVIEW QUIZ

- a. What is a true believer's attitude/feelings toward sin in his life? _____

- b. When a believer sins, his salvation is _____

- c. As God's child, God expects a believer to live a life of _____
- d. Why is a believer now able to live a holy life? _____
- e. How does Christ's sacrificial death give assurance to a believer that God will not require him to pay the penalty of sins he commits as a believer? _____
- f. According to Romans 8:1, what is true for those who are "in Christ Jesus?" _____




My prayer of thanksgiving to the Lord Jesus Christ because I will never be condemned for my sin since He has already paid the penalty for ALL my sins: _____

Because of my gratitude for what Christ has done for me, I commit myself to _____

FAMILY ACTIVITY (Check off each activity as you complete them.)

- Read, explain, and memorize Romans 8:1.
- Review the previous four verses we have memorized.
- (For families with older children) Read the following Scriptures and describe the attitude of these Old Testament believers toward sin.



Psalm 32:3-5 _____

Psalm 38:1-8, 17-18 _____

Psalm 139:23-24 _____

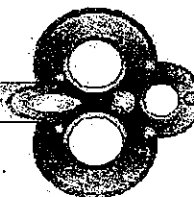
Proverbs 28:13 _____

Then read Psalm 10:1-11 and compare the difference between a believer and an unbeliever's attitude toward sin.

- (For families with younger children) Discuss together some recent family experiences in which there was either disobedience or unkindness. How did the parents feel when children disobeyed? How did the children who disobeyed feel? How did siblings feel when someone was unkind to them? Are those who disobeyed or were unkind still part of the family? Why? Relate this discussion to God and His attitude toward us when we sin. Help them understand that even though God's children may sin sometimes, they are still part of His family. Encourage each one to express a short prayer of thanksgiving to God.

Key 1

ASSURANCE
Assurance of Forgiveness

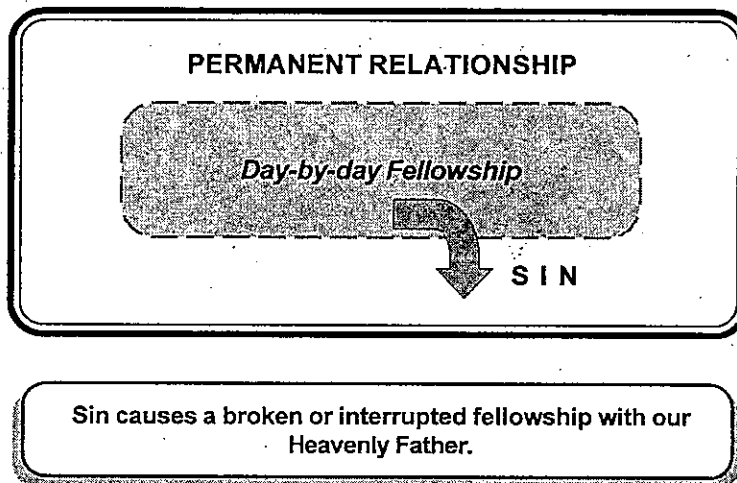


SIN AND THE BELIEVER'S FELLOWSHIP WITH GOD

A. The Result of Sin in a Believer's Life

Read 1 John 1:5-7 and answer the following questions about our fellowship with God.

1. How is God described in verse 5? _____
2. If we want to enjoy fellowship with God, what must be true of our lives? (verses 6 and 7) _____
3. How can our fellowship with God be broken or interrupted? (verses 6 and 7, inferred) _____



B. The Restoration of Fellowship

Read 1 John 1:9 and answer the following questions.

4. What must a believer do to restore his broken fellowship with God? _____
5. What two things does God promise to do if we confess our sin?
 - a. _____
 - b. _____



Then I acknowledged my sin to you and did not cover up my iniquity.
I said, "I will confess my transgressions to the Lord"—
And you forgave the guilt of my sin.


Psalm 32:5

- 6. According to Psalm 32:5 (above), to whom did King David confess his sin? _____
- 7. What did he believe God did with his sin after he confessed them? _____

Promise of God Regarding Forgiveness of Sin

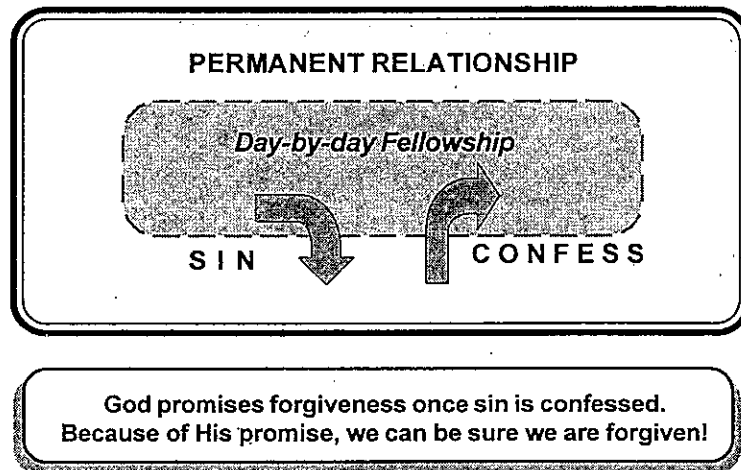
"You are forgiving and good, O Lord,
abounding in love to all who call to you."

Psalm 86:5



God gives His children the assurance that when they confess their sin, He will forgive them. Read Psalm 86:5 (above) and answer the following questions.

- 8. What characteristics of God are mentioned? _____
- 9. Who qualifies to benefit from these characteristics of God? _____



C. The Consequences of Unconfessed Sin



Surely the arm of the Lord is not too short to save, nor his ear too dull to hear.
But your iniquities have separated you from your God;
your sins have hidden his face from you, so that he will not hear.

Isaiah 59:1-2

Read Isaiah 59:1-2 (above) and answer the following question.

- 10. What is one result of unconfessed sin? _____

Read Ephesians 4:29-32.

11. How is the Holy Spirit (who lives in believers) affected when a child of God allows the sin mentioned in verses 29 and 31 to remain in his life? _____

Read about God's discipline to His children in Hebrews 12:7-11 and answer the following questions.

12. When a believer is disciplined, how is God treating him? (verse 7) _____
13. According to verse 10, why does God discipline His children? _____

Unconfessed sin grieves God, hinders our prayers,
and subjects us to God's discipline.



SUMMARY REVIEW QUIZ

- a. What happens to a believer's fellowship with God when he sins? _____
- b. How can a believer restore his fellowship with God? _____
- c. If a believer confesses his sin, can he be sure that God will forgive that sin? _____
Why or why not? _____
- d. What happens when unconfessed sin remains in the life of a believer? _____




*Personal
Response*

Everyday, beginning right now, I will determine to enjoy day-by-day fellowship with my Heavenly Father by _____

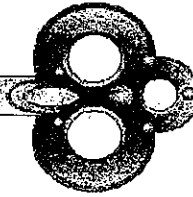
FAMILY ACTIVITY (Check off each activity as you complete them.)

- Read, explain, and memorize 1 John 1:9.
- Review the previous five verses we have memorized. (Try reviewing one verse a day, for example, at a meal time.)
- Confession of sin not only restores fellowship with God but can greatly improve family relationships as well. While discussing with your family the need to immediately confess our sin to God, include the need to also confess wrongs done to one another. Remind them that this needs to be voluntary and cannot be forced. Perhaps you as a parent will need to set the example and ask for forgiveness for something you have done wrong to your mate or someone else in the family. When confession is made, be sure to extend forgiveness. If a day passes when all have been in good harmony with one another, do something to celebrate the fellowship!



Key 2

PRAYER



WHAT PRAYER IS

As children of God, we are followers of Jesus Christ. In one of His sermons, Jesus outlined some ethical standards for His followers which Matthew records in what is commonly called "The Sermon on the Mount" (Matthew 5-7). Read what Christ taught about prayer in Matthew 6:5-14.

A. Prayer is Talking Directly with the Living God

1. Who do some people pray to? _____
2. Who did Jesus command us to pray to? (verse 6) _____
3. Who is the pattern prayer addressed to? (verse 9) _____

Children of God can talk directly with their Heavenly Father.

B. Prayer is Talking with God in a Natural Way



4. According to verse 5, what should we NOT do when we pray? _____

5. If we pray to impress others, what is the ONLY thing we will receive? _____

6. According to verse 6, what should we do when we pray? _____

7. If we pray in the way God desires, what did Jesus promise us? (verse 6) _____

8. According to verse 7, what is another thing we should NOT do when we pray? _____

9. Why should our prayers be different from the pagans (those who do not have a personal relationship with God)? (verse 8) _____

We should talk to God as a child talks to his loving father—naturally, with feeling and with meaning.

C. Prayer is Talking with God About Anything that Concerns You

10. What are some specific things Jesus included in the pattern prayer?

verse 9 - _____

verse 10 - _____

verse 11 - _____

verse 12 - _____

verse 13 - _____

11. This prayer, often called "The Lord's Prayer" is a pattern prayer. Try personalizing your prayer using the pattern you described in your answers above. (For example, in verse 9, if the words "hallowed be your name" are not natural for you, substitute them with something from your heart that you want to say to God as praise, worship, or thanksgiving to Him. Continue doing that for each verse.)

verse 9 – (praise, worship) _____

verse 10 – (God's will, God's glory) _____

verse 11 – (material and physical needs) _____

verse 12 – (confession of sin, forgiveness) _____

verse 13 – (moral strength) _____

Prayer is taught, practiced and described throughout the entire Bible. Read King David's short but beautiful description of prayer in Psalm 62:8 (written below) and answer the following questions.



Trust in him at all times, O people;

Pour out your hearts to him,

For God is our refuge.

Psalm 62:8

12. What should be our continual attitude toward God? _____


13. How does David describe prayer? _____

14. Why can we tell God our deepest desires? (see also 1 Peter 5:7) _____

Prayer is the expression from our hearts
of everything that concerns us.

SUMMARY REVIEW QUIZ


- Is it ever right to pray to anything or anyone other than God? _____ Why or why not? _____
- What is a danger of repeating memorized prayers to God? _____
- Is there anything too little (unimportant) or too big (for example, a personal goal, desire, or dream) for us to talk to God about? _____ Why or why not? _____
- Is it acceptable to God if we express our emotions in prayer, (complaints, confusion, etc.)? _____ Why or why not? _____



Because God as my Heavenly Father longs for me, His child, to talk to Him, I commit myself to _____

FAMILY ACTIVITY (Check off each activity as you complete them.)

- Read, explain, and memorize Psalm 62:8.
- Continue to review the previous six verses you have memorized.
- Each adult and young person should make a "prayer list" in a notebook for personal use. You can use the one on page 56 as an example.
- Although it is important for each of us to pray in private to God, it is also an encouragement to pray with others. Plan a time when you as a family will pray together (and try to continue this practice regularly). If there are younger children in the family, older ones should be careful to keep their prayers short and use appropriate and meaningful words for the children. If this is the first time for some to pray, begin with short one-sentence prayers.
- Start a family prayer list together. Appoint one member of the family to be the "secretary." Make sure to thank God as a family whenever prayer is answered.
- Parents should make it a habit to spontaneously pray with your children whenever they share a problem, report a happy/sad/funny/unfortunate incident, indicate something special that they want to do, etc. For small children, for example, if they get hurt, besides the usual steps for caring for a wound, pray with the child asking God to heal the wound. If someone is mean to them at school, pray with them for the other child and for wisdom how to handle the situation.



Key 2



Freedom to Approach God

A. God's Provision – The Old and the New

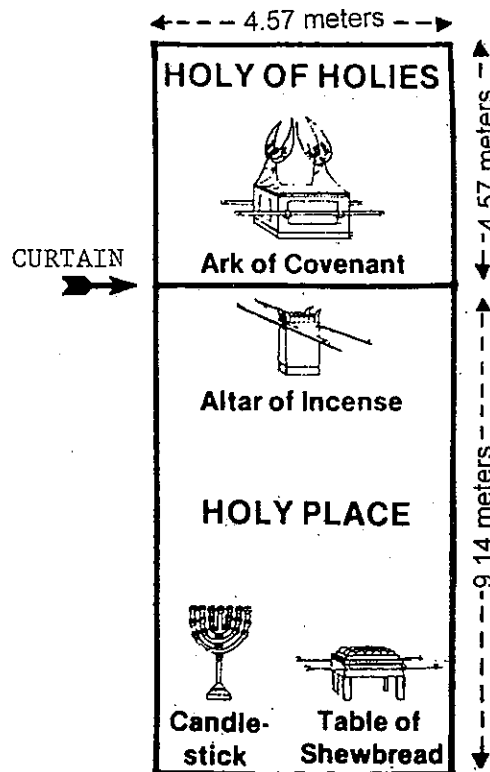
THE OLD PROVISION

In Old Testament times, there was an earthly Tabernacle (dwelling place for God) which was patterned after the true Tabernacle in Heaven (Hebrews 8:1-2, 5). In this earthly Tabernacle, the Most Holy Place or Holy of Holies (place of God's presence) was separated from the other parts of the Tabernacle by a thick curtain. (Hebrews 9:2-3) (See sketch.)

Read Hebrews 9:6-7 to discover how God's people could approach Him in Old Testament times.

1. Who was able to enter the inner room, the Holy of Holies, the place of God's presence? _____
2. How often could this person enter into God's presence?

3. What did he take with him when he entered into God's presence? _____



THE NEW PROVISION

Read Hebrews 10:19-20 to see how we, as God's children, can approach God now.

4. Who is now able to enter into God's presence? _____
5. What gives us the confidence and opportunity to enter the presence of God? _____
6. Rather than entering God's presence with fear as the Old Testament priests did, how are we able to approach God now? _____

Through Christ and His sacrificial blood,
we may approach God with freedom and confidence.

B. The New High Priest - Christ

Read Hebrews 8:1-2.

7. Where is Christ, the High Priest, sitting? _____

8. Where is Christ serving as High Priest? _____

Read Hebrews 7:23-25.

9. Because our High Priest lives forever, what is He able to do for us? _____

10. Why is Christ able to do that for us? _____

Read Hebrews 4:14-16.

11. Why can our High Priest sympathize with our weaknesses? _____

12. How should we approach Christ's throne of grace? _____

13. What will we receive when we approach Christ's throne in prayer? _____

Our High Priest sits on a throne of grace and invites us to come to Him for help whenever we have needs.

C. The New Priesthood - All Believers

Read 1 Peter 2:5 and 9.

14. How does God describe believers? _____

15. As priests, what two sacrifices should we offer to God?

a. _____

b. _____



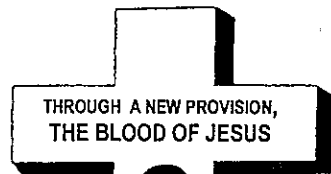
Read Hebrews 13:15-16.

16. What other sacrifices should we be continually offering to God?

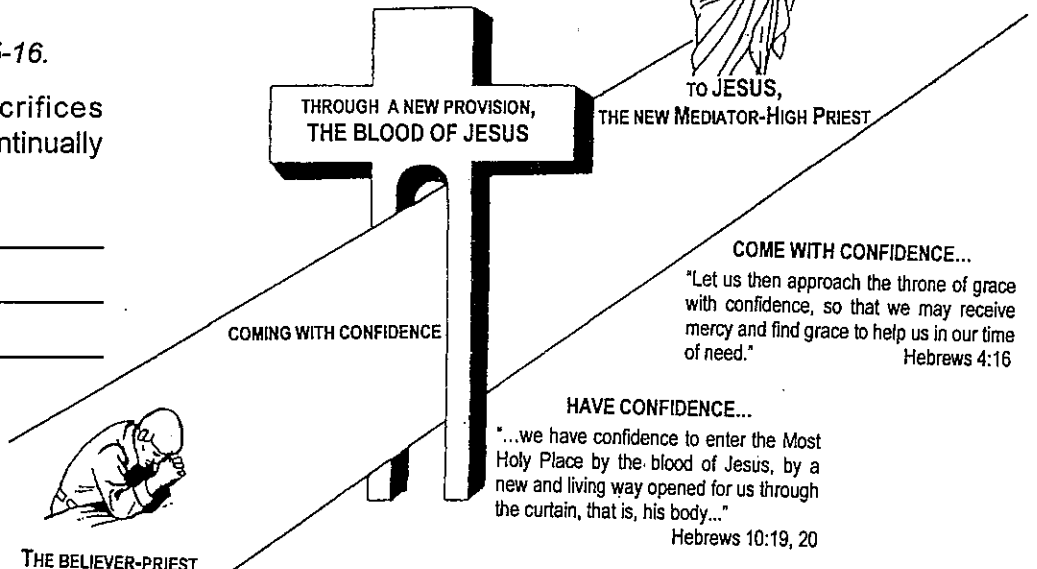
a. _____

b. _____

c. _____



TO JESUS,
THE NEW MEDIATOR-HIGH PRIEST



COME WITH CONFIDENCE...


"Let us then approach the throne of grace with confidence, so that we may receive mercy and find grace to help us in our time of need."
Hebrews 4:16

HAVE CONFIDENCE...

"...we have confidence to enter the Most Holy Place by the blood of Jesus, by a new and living way opened for us through the curtain, that is, his body..."
Hebrews 10:19, 20

THE BELIEVER-PRIEST

Every believer is a priest in God's sight and has equal access to God.



SUMMARY REVIEW –

Complete the comparison between the Old and New Provisions for Approaching God.

- Old Provision**
- a. Only the High Priest could enter God's presence.
 - b. The High Priest could only enter God's presence once a year.
 - c. The High Priest had to first offer sacrifices for his own sins.
 - d. Every High Priest ended his service when he died.
 - e. Only men who were born into a priest's family could offer sacrifices to God.
 - f. The priests offered many sacrifices for sin every day.
 - g. The priests' sacrifices were dead animals and their blood.


New Provision



Because Christ has given me the freedom and the right to approach God in prayer with confidence, I _____

FAMILY ACTIVITY (Check off each activity as you complete them.)

- Read, explain, and memorize Hebrews 4:16.
- Continue to review the previous seven verses we have memorized. Try using one of the review games on page 51.
- Since all believers are priests (even children), practice being a priest this week. For example,
 - a. each person could either write or draw a sacrifice of praise and present it to God as your family prays together;
 - b. your family could plan to do something kind or helpful for someone as an offering to God;
 - c. make a list of people who have needs and then intercede (pray) for them as one of your duties as a priest.



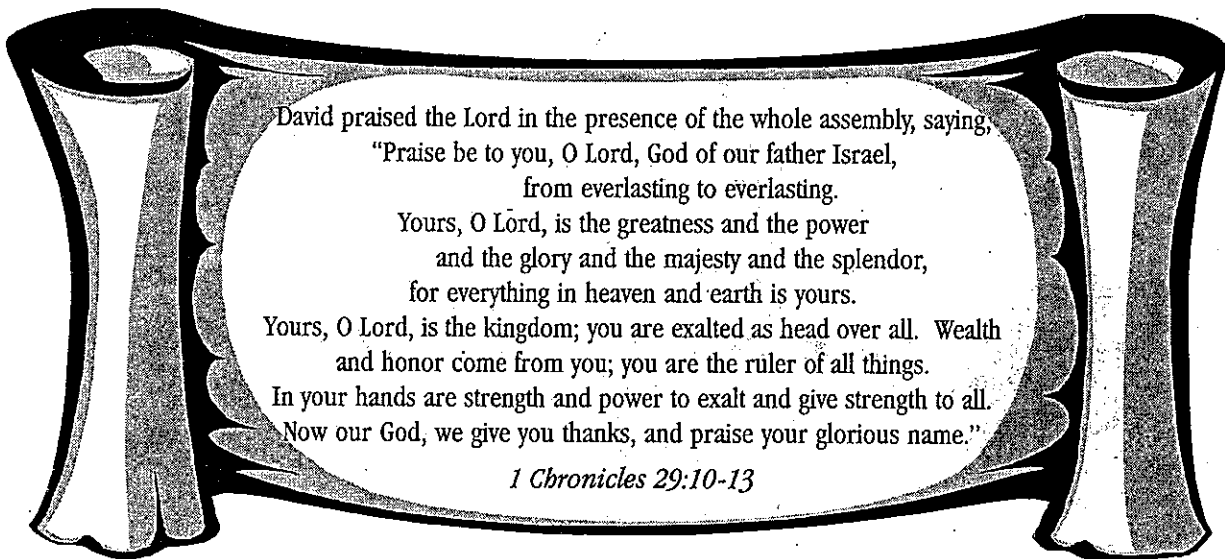
Key 2



I MPORTANT ELEMENTS OF PRAYER

When one studies the recorded prayers as well as the teaching on prayer in the Bible, several important elements or aspects of prayer stand out. This lesson presents four of these aspects—three of them are found in the pattern prayer which we studied in Lesson 7. These four aspects can be easily remembered by the word **ACTS**. Each of the letters **A C T S** stands for one aspect of prayer.

A - ADORATION - Expressing Our Love, Praise, and Worship to God for Who He Is



- How many times does King David use the words "you" or "yours" as He praised God in 1 Chronicles 29:10-13 (printed above)? _____ What is significant about this? _____
- What are some qualities and characteristics of God which David praised God for?

a) _____	d) _____
b) _____	e) _____
c) _____	f) _____

God is worthy of our worship and praise.

C - CONFESSION – Acknowledging our Sin and Asking God for Forgiveness

Have mercy on me, O God, according to your unfailing love, according to your great compassion blot out my transgressions. Wash away my iniquity and cleanse me from my sin. For I know my transgressions, and my sin is always before me. Against you, you only, have I sinned and done what is evil in your sight.

Psalm 51:1-4

3. In Psalm 51:1-4a, what words does King David use to indicate he did not take his sin against God lightly? _____
4. What does David ask God to do with his sin? _____

Two Kinds of Confession

Public Confession
General and without details
(Matthew 6:12, etc.)

&

Private Confession
Complete and specific between you and God

Two Parts of Confession

Admitting the Wrong
To God and any person who has been wronged
(Psalm 51:3-4)

&

Asking Forgiveness
From God and any person who has been wronged
(Psalm 51:1-2)

Two Actions Demanded by Confession of Sin

Turning Away from Sin
Repentance – "...Go now and leave your life of sin."
(John 8:1-11)

&

Making Things Right
Return stolen things, apologize, forgive those who wrong you, etc.
(example of Zacchaeus, Luke 19:8)

God forgives and restores those who confess their sins and turn away from them.

T - THANKSGIVING – Expressing Gratefulness to God for What He has Done

Read *Philippians 4:4-7*.

5. What are two things believers in Christ Jesus should always do?
 - a. (verse 4) _____
 - b. (verse 6) _____
6. What should believers not do? _____
7. What should be included in our prayers and petitions (verse 6)? _____
8. Rewrite verse 7 in your own words: _____

God is pleased when we have a grateful heart.

S - SUPPLICATION – Requesting God for Personal Needs and Interceding for Others

Review the various requests which are mentioned in the pattern prayer recorded in Matthew 6:9-13 (see Lesson 7). Read Philippians 4:6-7 again.

9. How many anxieties or needs should we pray about? _____

Not only should we ask for our own requests, we can and should pray for others. Read the Apostle Paul's instructions to us in 1 Timothy 2:1-2.

10. What three groups of people should we pray for?


- a. _____ c. _____
- b. _____

11. Why should we pray for these people? _____

**“You are coming to a king—small and great petitions bring;
For His grace and power are such, no one can ever ask too much.”**
John Newton

SUMMARY REVIEW QUIZ


- a. Which of the four aspects of **ACTS** prayer pattern do you usually include in your prayers? _____
- b. Which of these four aspects of prayer is the weakest in your life? _____
- c. How could you improve this weakness? _____



I understand that my spiritual growth depends heavily upon prayer. Today I want to make an appointment with God for concentrated daily prayer during this time: _____ and in this place: _____

FAMILY ACTIVITY (Check off each activity as you complete them.)

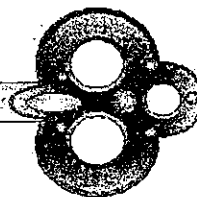
- Read, explain, and memorize Philippians 4:6.
- Continue to review the previous eight verses you have memorized.
- Plan some special family prayer times together and use a variety of ways to pray together using the **ACTS** pattern. For example,
 - a. Each person states a one-sentence statement of adoration/praise to God, then each person states a one-sentence confession of sin, etc.
 - b. One person starts with the **A**-Adoration, the next person with the **C**-Confession, etc.
 - c. Make the entire prayer time praise and thanksgiving, with each person participating, etc.



Keep your prayers short, on the level of the age of your children, and understandable to them. Continue to use the prayer list that you began last week. Check off those prayers which God has answered and thank God for His answers.

Key 2

PRAYER



GOD'S CONDITIONS FOR GRANTING PETITIONS

The word "condition" means "anything specified as a requirement of an agreement." Since God has agreed to answer the prayers of those who meet His conditions, it is necessary for every believer to know these requirements.

A. Ask From a Clean Heart



If I had cherished sin in my heart,
the Lord would not have listened...

Psalm 66:18

1. When does God not answer our prayers? (see Psalm 66:18 above) _____
2. What does it mean to cherish sin in our heart? _____
3. What are some common sins which could hinder God from answering our prayers? _____

God answers prayers that come from a clean heart.

B. Ask According to God's Will

Read the apostle John's teaching about prayer in 1 John 5:14-15.

4. What is another condition for answered prayer? _____
5. What promises accompany this condition? _____
6. Give some examples of requests that are contrary to God's will. _____

God answers prayers that are according to His will.

C. Ask in the Name of Jesus

Read what Jesus Christ set down as a condition for answered prayer in John 14:13-14.

7. When we ask God for things, what must we remember to do? _____

- 8. What does Jesus promise to those who obey this condition for answered prayer? _____

- 9. What does it mean to pray in Jesus' name? _____

God promises to answer prayers asked in the authority of Christ's name.

D. Ask in Faith

Read what the apostle James says about effective praying in James 1:5-8.

- 10. What does God give generously to those who ask? _____
- 11. How should a person ask God for the things he needs? _____
- 12. If a person doubts God will answer his prayer, what might he receive from God? _____

God is faithful and we honor Him by trusting Him to answer our prayers.

E. Ask Persistently

Read a parable which Jesus told about prayer in Luke 11:5-10.

- 13. Why was the man reluctant to give his friend what he was asking for? _____

- 14. What caused the man to finally give his friend the bread? _____
- 15. How did Jesus relate this story to prayer? (See below.) _____



So I say unto you, Ask and keep on asking, and it shall be given you;
seek and keep on seeking, and you shall find;
knock and keep on knocking and the door shall be opened to you.
For every one who asks and keeps on asking receives,
and he who seeks and keeps on seeking finds,
and to him who knocks and keeps on knocking the door shall be opened.

Luke 11:9-10 (Amplified Bible)

True faith doesn't stop asking and anticipating God's answer to prayers.

Possible Answers to Prayer



Red light – “No” – God has something better for you. He may want you to learn to live with your situation so that you can be a greater testimony to the Lord.

Yellow light – “Wait” – God’s timing is perfect; He is never late.

Green light – “Yes” – God will give you what you ask in prayer.



SUMMARY REVIEW QUIZ

What is something that you would like God to do for you? _____

- a. Is your conscience free from guilt of sin? _____
- b. Is your request according to God’s desire or will? _____
- c. Are you asking on Christ’s behalf in the authority of His name? _____
- d. Do you believe God can and will give you this desire? _____


If you answered “yes” to all the questions, be like the man in the Luke 11 parable—don’t give up asking and believing that God will give you that desire of your heart!




In order to make my prayers more effective and pleasing to God, I plan to: _____

FAMILY ACTIVITY (Check off each activity as you complete them.)

- Read, explain, and memorize Luke 11:9-10.
- Continue to review the previous 9 verses.
- Review each of the requests you have listed in your prayer list and discuss as a family if you are meeting the conditions for answered prayer which you studied in this lesson.
- As a family, make a list of questions to ask whenever you add another request to your prayer list. For example:
 - a. Why do I want God to do this?
 - b. Is this a selfish request or would it help others?



Key 3



THE BIBLE IS GOD'S WORD


We have just studied prayer, the wonderful privilege we have as God's children to communicate with the living God. Now, we begin to study the primary way in which God communicates with us—through His written Word, the Bible, also referred to as the Scriptures.

A. The Origin of the Word of God

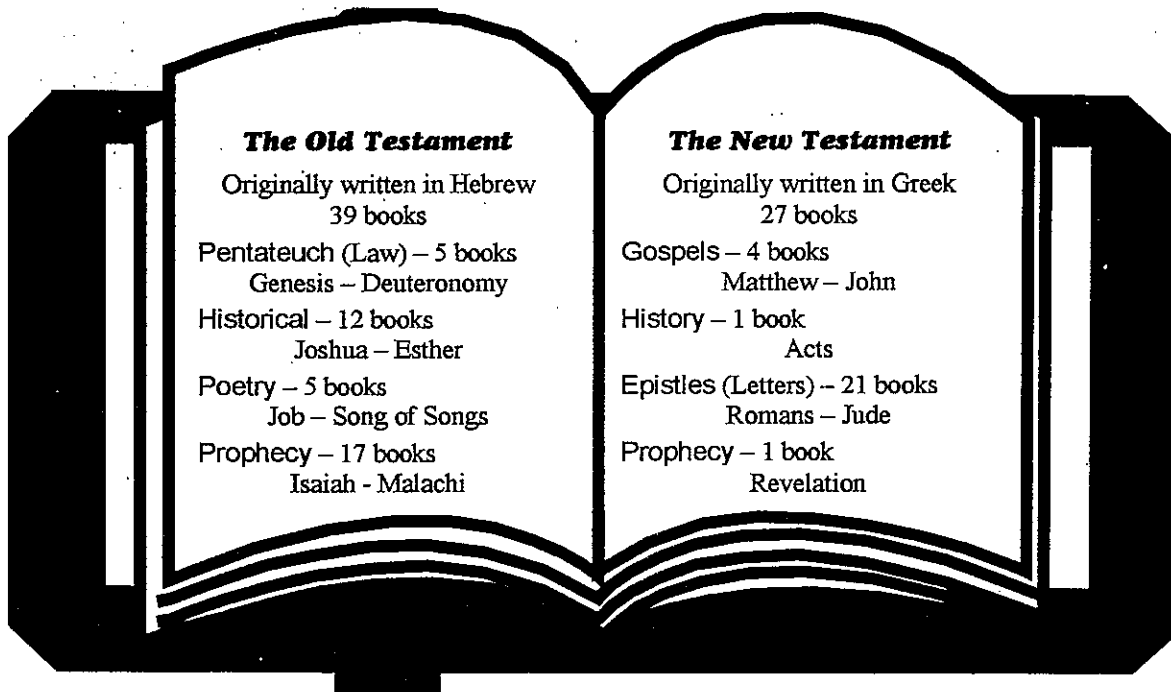
Read 2 Peter 1:20-21 to learn where the "Scriptures" (Bible) originated from.

1. Where did the Scriptures come from? _____

2. How did the various human writers of the Bible know what to write?



God used more than 40 different writers over a period of about 1,600 years to write down what He wanted to communicate to us. Eventually the Jews collected together all the "Scriptures" or sacred writings and compiled them into a book (originally in scrolls) which we now call the Bible. The writings before the birth of Christ were called "The Old Testament" and writings after the birth of Christ, "The New Testament."



B. The Significance of the Word of God

Psalm 19:7a - The Law of the Lord is perfect, reviving the soul.
 19:7b - The statutes of the Lord are trustworthy, making wise the simple.
 19:8a - The precepts of the Lord are right, giving joy to the heart.
 19:8b - The commands of the Lord are radiant, giving light to the eyes.
 19:9a - The fear of the Lord is pure, enduring forever.
 19:9b - The ordinances of the Lord are sure and altogether righteous.
 19:10 - They are more precious than gold, than much pure gold;
 They are sweeter than honey, than honey from the comb.
 19:11 - By them is your servant warned,
 In keeping them there is great reward.

3. The significance of the Bible is often shown by means of symbols and word pictures. Read Psalm 19:7-11 (printed above) and discover a number of such symbols and word pictures. Using those verses, complete the chart below. The first one is done for you.

Verse	How is the Bible Pictured?	What are its Characteristics?	What is the Effect on Those Who Obey it?
7a	Law	Perfect or complete	Revives the soul
7b			
8a			
8b			
9a			
9b, 10, 11			

OTHER SYMBOLS FOR THE WORD OF GOD

A mirror – for revealing (James 1:23-25)

Water – for cleansing (John 3:5; Ephesians 5:26)

A light – for guidance (Psalm 119:105)

A sword – for warfare (Ephesians 6:17; Heb.4:12)

A hammer – for judgment (Jeremiah 23:29)

Food – for spiritual nourishment (Jeremiah 15:16)

C. The Place of the Word of God in Our Lives

Read God's clear instructions to Joshua regarding the importance of the Word of God should have in his life in Joshua 1:8 (printed below).

Do not let this Book of the Law depart from your mouth;
 meditate on it day and night,
 so that you may be careful to do everything written in it.
 Then you will be prosperous and successful.

Joshua 1:8



4. What three things did God command Joshua to do (or not to do) with the Book of the Law?

- a. _____
- b. _____
- c. _____

5. If Joshua obeyed God's commands, what two promises did God give him?

- a. _____
- b. _____

There are five general ways of interacting with or taking the Word of God into our lives.

<ol style="list-style-type: none"> 1. Hearing 2. Reading 3. Memorizing 4. Meditating 5. Studying 	<p><i>We will be studying each of these five ways during the next three lessons.</i></p>
---	--

SUMMARY REVIEW QUIZ


- a. Who is the author and source of the Bible? _____
- b. Who are some of the writers of the various books of the Bible? _____
- c. What symbol or word picture of the Word of God is meaningful to you and why? _____
- d. In what ways might your life be prosperous and successful if you obeyed God's commands in Joshua 1:8? _____



I commit myself to obey God's command in Joshua 1:8 in the following way(s): _____

FAMILY ACTIVITY (Check off each activity as you complete them.)

- Find, explain, and memorize Joshua 1:8.
- Continue to review the previous 10 verses.
- Try memorizing together as a family the first 17 books of the Old Testament (Genesis -- Esther). Start with the first 5 books and then each day try to add 2 or 3 more books. If helpful, make a set of flashcards with the name of each book on one card. Play some of the games mentioned on page 51. Try singing the first 2 stanzas of *Books of the Old Testament* song on page 53.
- (For families with older children) Complete the *Do You Know Your Bible* quiz on page 50.



THE BIBLE AT A GLANCE

OLD TESTAMENT – 39 Books		
Book	Abbr.	Writer
Pentateuch (Law)– 5 books		
Genesis	Gen.	} Moses
Exodus	Ex.	
Leviticus	Lev.	
Numbers	Num.	
Deuteronomy	Deut.	

History - 12 books		
Joshua	Josh.	Joshua
Judges	Judg.	Samuel?
Ruth	Ruth	Samuel?
1 Samuel	1 Sam.	} Samuel, Gad, & Nathan
2 Samuel	2 Sam.	
1 Kings	1 Kings	} Jeremiah or Ezra
2 Kings	2 Kings	
1 Chronicles	1 Chron.	} Ezra
2 Chronicles	2 Chron.	
Ezra	Ezra	
Nehemiah	Neh.	Nehemiah
Esther	Esther	Mordecai

Poetry – 5 books		
Job	Job	Job
Psalms	Ps.	} Moses, David, & others
Proverbs	Prov.	
Ecclesiastes	Eccles.	} Solomon
Songs of Songs	Song	

Prophecy – 17 books		
Major Prophets (5 books)		
Isaiah	Is.	Isaiah
Jeremiah	Jer.	} Jeremiah
Lamentations	Lam.	
Ezekiel	Ezek.	Ezekiel
Daniel	Dan.	Daniel
Minor Prophets - (12 books)		
Hosea	Hos.	Hosea
Joel	Joel	Joel
Amos	Amos	Amos
Obadiah	Obad.	Obadiah
Jonah	Jon.	Jonah
Micah	Mic.	Micah
Nahum	Nahum	Nahum
Habakkuk	Hab.	Habakkuk
Zephaniah	Zeph.	Zephaniah
Haggai	Hag.	Haggai
Zechariah	Zech.	Zechariah
Malachi	Mal.	Malachi

NEW TESTAMENT – 27 Books		
Book	Abbr.	Writer
Gospels – 4 books		
Matthew	Matt.	Matthew
Mark	Mk.	John Mark
Luke	Lu.	Luke
John	Jn.	John

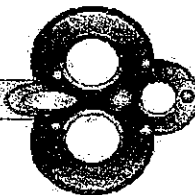
History - 1 book		
Acts	Acts	Luke

Teaching – 21 books		
Paul's Epistles (13 books)		
Romans	Rom	} Paul
1 Corinthians	1 Cor.	
2 Corinthians	2 Cor.	
Galatians	Gal.	
Ephesians	Eph.	
Philippians	Phil.	
Colossians	Col.	
1 Thessalonians	1 Thess.	
2 Thessalonians	2 Thess.	
1 Timothy	1 Tim.	
2 Timothy	2 Tim.	
Titus	Tit.	
Philemon	Philem.	
General Epistles (8 books)		
Hebrews	Heb.	Paul?
James	Jas.	James
1 Peter	1 Pet.	Peter
2 Peter	2 Pet.	
1 John	1 Jn.	} John
2 John	2 Jn.	
3 John	3 Jn.	
Jude	Jude	Jude

Prophecy – 1 book		
Revelation	Rev.	John

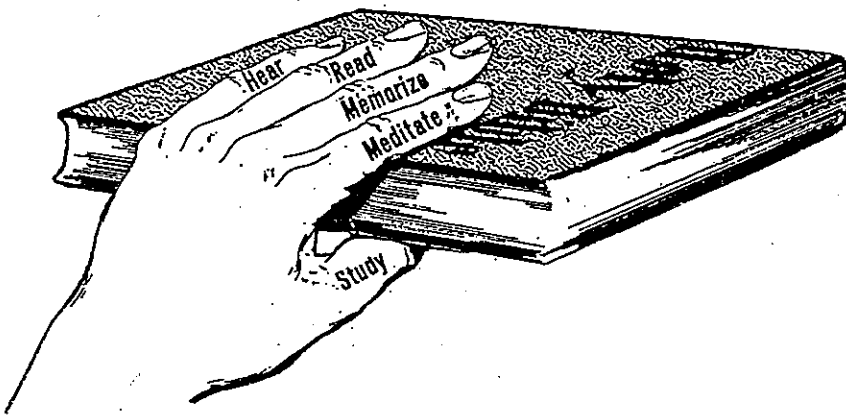
Key 3

GOD'S WORD



HEARING AND READING GOD'S WORD

The necessity of incorporating the five methods of taking God's Word into our lives can be illustrated by the five fingers of a hand. If you were to hold the Bible with only two or three fingers, it would be easy to lose your grip on it. But as you use more fingers, your grasp becomes strong, until with all five fingers, you have a full and secure hold. Today we will be studying the first two methods of interacting with God's Word.



A. Hearing the Word




Read Hebrews 4:2 which uses the experiences of the Old Testament nation of Israel as a warning that God's Word is to be taken seriously.

1. When Israel heard God's Word, what did they fail to do? _____
2. Because of their failure, of what value was God's Word to them? _____

Read what James says about hearing God's Word in James 1:22-25.

3. What else must we do whenever we hear God's Word? _____
4. If we fail to apply or obey God's Word, of what value is God's Word to us? _____
5. If we continually hear and obey God's Word, what does God promise us? _____
6. What are some ways that we can hear God's Word? _____

7. Where is the best place to hear God's Word? _____



Most people can concentrate better while listening to God's Word being taught or preached by taking notes. This practice can also help us to both remember and apply God's Word. Designate a notebook which you will use while listening to God's Word. A suggested guide is on page 56 of this workbook.

To experience God's promised blessing, we must not only listen to God's Word, but also believe and obey it.

B. Reading the Word



“When He takes the throne of his kingdom,
 he is to write for himself... a copy of this law...
 It is to be with him, and he is to read it all the days of his life
 so that he may learn to revere the Lord his God
 and follow carefully all the words of this law and these decrees
 and not consider himself better than his brothers
 and turn from the law to the right or to the left.
 Then he and his descendants will reign a long time
 over his kingdom in Israel.”

Deuteronomy 17:18-20

Read God's command in Deuteronomy 17:18-20 (written above) to those who would become kings in Israel. We as God's children can learn some principles from these commands.

8. How often was the king of Israel to read the law (the Bible)? _____
9. What were the reasons why God instructed him to read God's law?
 - a. _____
 - b. _____
 - c. _____
 - d. _____
10. What was God's promise to the kings who obeyed this command? _____
11. What are some principles from these verses we can apply to our lives today? _____

Read the apostle John's words in Revelation 1:3 to those who would read the book of Revelation. These same truths also apply to the reading of all of Scripture.



12. Who are those who will be blessed?
 - a. _____
 - b. _____

Are YOU reading God's Word daily? If not, start TODAY!

**God promises to bless us if we read His Word,
 take it to heart, and allow it to control our lives.**

SUMMARY REVIEW QUIZ


- a. Number the following statements in chronological order, God's order:

- ___ God will bless us.
 ___ We must believe God's Word.
 ___ We must regularly hear and read God's Word.
 ___ We must take God's Word seriously and obey it.

- b. What is usually the most important way to regularly hear the Word of God? _____

- c. What is the best way to read and understand what the Bible is saying? (Check the correct answer.)


- ___ Every day, randomly open the Bible and begin reading on that page.
 ___ Choose a certain topic and read all the verses about that topic that you can find.
 ___ Use a devotional guide and read whatever Scripture is listed there.
 ___ Read through the entire Bible, chapter by chapter, book by book.



In response to what I have studied today, I commit myself to listen regularly to God's Word by _____
 and read God's Word regularly by _____

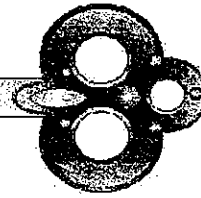
FAMILY ACTIVITY (Check off each activity as you complete them.)

- Read, explain and memorize James 1:22.
- Continue to review the previous 11 memory verses.
- Memorize the next 10 books of the Old Testament (Job – Daniel). For families with children who can read, you may want to plan a family Bible drill (see page 52). Rather than compete with each other, compete with the clock by trying to find all the verses in a shorter time than it took before. Try singing stanzas 3 & 4 of the *Books of the Old Testament* song on page 53.
- If, as a family, you have not started to attend a Bible-believing church, why not begin to do so this week?
- As you listen to God's Word taught and preached, adults and older teens should begin carrying both a Bible and a notebook with them and take notes. Try to discuss what you have heard together as a family, especially how that teaching could be applied in your daily life. If you have questions about what you heard, ask your pastor.
- Parents of younger children should talk with their children consistently about what they were taught from God's Word. If your child doesn't seem to remember what was taught, try to find out from his teacher and then reinforce the teaching during the week at home.
- Adults and older teens could begin to read through the New Testament (or the entire Bible) by using the *Read Through the Bible in a Year* plan on pages 58-59 of this workbook. Using the *Personal Reading Record* on pages 60-61 of this workbook may help to keep you on schedule.
- As a family, choose one book of the Bible (for example, Mark) to read through. Choose a time when you could read one paragraph together each day, discuss it, and pray together.




Key 3

G O D S W O R D



MEMORIZING AND MEDITATING ON GOD'S WORD



"Hear, O Israel: The Lord our God, the Lord is one. Love the Lord your God with all your heart and with all your soul and with all your strength. These commandments that I give you today are to be upon your hearts. Impress them on your children. Talk about them when you sit at home and when you walk along the road, when you lie down and when you get up. Tie them as symbols on your hands and bind them on your foreheads. Write them on the doorframes of your houses and on your gates.

Deuteronomy 6:4-9

A. Memorizing God's Word

Read Deuteronomy 6:4-9 (printed above).

1. How much should we love the Lord God? _____
2. If we love the Lord God the way we should, how will we treat His commandments? _____
3. If we love the Lord God, how will we make God's Word a part of our daily life and that of our children? _____
4. Are these verses suggestions or commands of God? _____
5. What are some practical ways God's Word can be impressed upon our children? _____

Memorizing God's Word is a powerful and effective way to keep His commandments in our hearts. Read King David's testimony regarding the place God's Word had in his life.

"I have hidden your word in my heart
that I might not sin against you."

Psalm 119:11



6. According to Psalm 119:11 (above) why did David hide (or memorize) God's Word in his heart? _____
7. How might memorizing God's Word help us resist temptation? _____

Read Matthew 4:1-4 to discover how Jesus used a memorized Scripture (Deuteronomy 8:3).

8. For what purpose did Jesus use God's Word? _____

9. In what situation could you use Joshua 1:8 (a previous memory verse) as a weapon against Satan's temptation? _____

"I know of no form or intake of the Word which pays greater dividends for the time invested than Scripture memorization."
Dawson Trotman

B. Meditating on God's Word

10. According to Joshua 1:8, how often should we meditate on God's Word? _____

11. What does "meditate" mean? _____

12. What is the purpose for meditating on God's Word? _____

13. What blessing does God promise for those who obey this command? _____



"Blessed is the man who does not walk in the counsel of the wicked or stand in the way of sinners or sit in the seat of mockers. But his delight is in the law of the Lord, and on his law he meditates day and night. He is like a tree planted by streams of water, which yields its fruit in season and whose leaf does not wither. Whatever he does prospers.

Psalm 1:1-3

14. In Psalm 1:1-3 (above), what things does a righteous person do? _____

15. How does the Bible describe the blessing of God upon a person who delights in and meditates on God's Word day and night? _____

16. What does it mean to you to meditate on God's Word day and night? _____

17. Give some examples of when and where you could meditate on God's Word? _____

Let's practice meditating together on 1 Thessalonians 1:1-3. Read this paragraph from God's Word prayerfully and then record your thoughts below.

18. What meaningful thought(s) came to you as you read these verses? _____

19. In what way can you obey or apply what you have read to your life today? _____


Through meditation, we reflect, digest, and plan ways to apply the truths of God's Word to our lives.

SUMMARY REVIEW QUIZ

- a. If we are serious about resisting temptation, what will we do with God's Word in order to prepare us for times of temptation? _____

- b. What is a verse that has helped you when you were tempted? _____

- c. What does an evil person delight to fill his mind with? _____
- d. What does a righteous person delight to fill his mind with? _____
How can he do that? _____




Personal Response

In obedience to God's command to put God's Word into my heart (memorize it), I plan to _____

In obedience to His command to meditate on His Word, I plan to _____

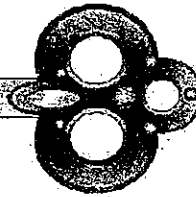
FAMILY ACTIVITY (Check off each activity as you complete them.)

- Read, explain, and memorize Psalm 119:11.
- Continue to review the previous 12 verses that you have memorized. Try to review them using the "topic" or title that is written on the top of each memory verse card on page 54 of this workbook. For example, our first memory verse (1 Peter 2:2-3) is titled, "Spiritual Growth."
- In order to help your family begin to develop the habit of applying and meditating on God's Word, write the names of everyone in your family on a sheet of paper. Whenever anyone mentions a verse that you have memorized in relation to something that is happening, etc., place a check mark beside their name. You may want to plan a prize for the person who has the most checks at the end of a day or week.
- If your family has started reading through a book of the Bible, following the reading, discuss with your children what special thoughts they had as the Bible was read and how you/they can apply what was read to your/their daily lives. Spontaneous discussion during the day or night of what has been read will also help develop the habit of meditating for both you and your children.
- Teens and adults should try to continue meditating on the book of 1 Thessalonians, one paragraph at a time. Select a "devotional notebook" for recording your answers to the questions on the sample *Meditation Guide* on page 57. A suggested guide for this week is:
- | | |
|---------------------------------|----------------------------------|
| Day #1 – 1 Thessalonians 1:4-10 | Day #4 – 1 Thessalonians 2:10-12 |
| Day #2 – 1 Thessalonians 2:1-6 | Day #5 – 1 Thessalonians 2:13-16 |
| Day #3 – 1 Thessalonians 2:7-9 | Day #6 – 1 Thessalonians 2:17-20 |
- Memorize the remaining 12 books of the Old Testament. If your family enjoyed the Bible drill last week, you'll find another suggested drill for this week on page 52 of the workbook. Try singing the first 4 stanzas of the *Books of the Old Testament* song on page 53.



Key 3

GOD'S WORD



STUDYING GOD'S WORD

A. Some Reasons for Studying God's Word



My son, if you accept my words and store up my commands within you, turning your ear to wisdom, and applying your heart to understanding, and if you call out for insight and cry aloud for understanding, and if you look for it as for silver and search for it as for hidden treasure, then you will understand the fear of the Lord and find the knowledge of God.

Proverbs 2:1-5

1. According to Proverbs 2:1-5 (above), if we want to "understand the fear of the Lord and find the knowledge of God" (know God in a deeper and more personal way), what must we do?
 - a. _____
 - b. _____
 - c. _____
 - d. _____
 - e. _____
 - f. _____
 - g. _____
 - h. _____

Read what the people from Berea did when the apostle Paul came to their town to preach the Gospel in Acts 17:10-12.

2. After listening to Paul's preaching, what did the Bereans do? _____

3. Why did the Bereans study or examine the Scriptures? _____
4. How often did they repeat the process of listening and studying the Scriptures? _____
5. What did many of them do with what they had heard and studied? (verse 12) _____

Read the apostle's instructions to Timothy, a younger pastor, regarding the study of God's Word in 2 Timothy 2:15.

6. What did Paul urge Timothy to do?
 - a. (related to his character or reputation) _____
 - b. (related to his work as a pastor) _____
7. Who else other than pastors and Christian workers should do their best in these two areas?

8. What are ways that we can do our best to correctly handle the Word of Truth (the Bible)? _____

We study God's Word to grow in our personal understanding and knowledge of God, to verify what we have heard, and to prepare ourselves to correctly communicate God's truth with others.

B. The Right Attitude in Studying God's Word

Read Psalm 119:18 (below) to find a key ingredient of studying God's Word.

Open my eyes that I may see
wonderful things in your law.

Psalm 119:18



9. Why does the Psalmist ask God to open his eyes? _____

10. Why do you think prayer is an important part of Bible study? _____

Because the Bible is a divine book, it should be studied prayerfully with much dependence on the enlightenment of the Holy Spirit.

C. A Basic Approach to Studying God's Word

There are various approaches to studying the Bible. Here is a basic approach for Bible study, called the "**SPECTA**" method. Prayerfully read the first chapter of 1 John and analyze it using the areas represented by "**SPECTA**." Record your answers below. (Every category will not necessarily be found in the portion of Scripture being studied.)

S – Sins to forsake _____

P – Promises to claim _____

E – Examples to follow _____

C – Commands to obey _____

T – Truths about God (Father, Son, & Holy Spirit) _____

A – Action that I need to take _____

SUGGESTION: Select a notebook which you will use specifically for studying God's Word. Continue to study the book of 1 John using the "**SPECTA**" method.

A diligent study of God's Word is needed to know God more intimately and to respond to Him appropriately.

SUMMARY REVIEW QUIZ

- a. In our illustration of the five ways to put the Bible into our lives (the five fingers), why might "studying" be given the position of the thumb? _____

- b. Why is it important that we study God's Word for ourselves rather than solely depend on someone else to teach it to us? _____

- c. What are the similarities/differences between studying a textbook and studying the Bible?
(similarities) _____
(differences) _____



In response to this lesson, I will _____

FAMILY ACTIVITY (Check off each activity as you complete them.)

Read, explain, and memorize Psalm 119:18.

- Continue to review the previous 13 memory verses.
- Memorize the first 18 books of the New Testament (Matthew – Philemon). Continue to review the books of the Old Testament. Begin learning the *Books of the New Testament* song on page 53.
- Another Bible drill for you to use with your family is found on page 52.
- Adults and teens could continue using the "devotional" notebook they began last week and add their "**SPECTA**" studies to it. Continue studying the book of 1 John. Remember that not every portion of God's Word will necessarily include something from every area mentioned in "**SPECTA**." Your aim is to think about what God is saying to you through His Word and to obey (not to "successfully" complete the study). A suggested program for this week is:

Day #1 – 1 John 2:1-14

Day #4 – 1 John 3:11-24


Day #2 – 1 John 2:15-30

Day #5 – 1 John 4:1-6

Day #3 – 1 John 3:1-10

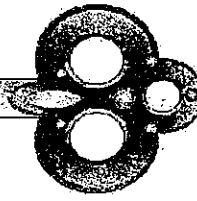
Day #6 – 1 John 4:7-21

- As your family continues to read God's Word together, encourage each other to be looking for the various aspects of "**SPECTA**" as they listen. If your family would enjoy doing so, assign someone to be your family secretary and record some of your findings. Take time to discuss the various aspects including application and pray together asking God to help you apply His Word.



Key 4

SPiritual DISCIPLINES



OUR SPIRITUAL DISCIPLINES

Keys to Spiritual Growth (growing in our intimacy with God)

- Key #1 – **Assurance** is a prerequisite for developing an intimate relationship with God.
- Key #2 – **Prayer** is our communication with God.
- Key #3 – The **Word of God** is God’s primary communication with us.
- Key #4 – **Spiritual Disciplines** enable us to prioritize, nurture, and protect a growing relationship with God primarily through prayer, Bible study, and corporate worship.

} Primary ingredients for an intimate relationship


Discipline can be defined as “*training that develops character.*”

- Discipline involves
- 1) deciding what you should do,
 - 2) planning how you will do what you have decided to do, and
 - 3) actually doing it.

A. Christ’s Example of Spiritual Discipline

Read one example of how Jesus Christ modeled spiritual discipline as revealed in Mark 1:32-39.

1. What did Jesus do late into the evening one day? _____
2. When did Jesus get up the following day? _____
3. Where did He go so early in the morning and why? _____
4. What did Simon Peter and the other disciples think Jesus should have been doing? _____
5. How did Jesus spend the rest of that day? _____
6. In your opinion, why was Jesus so sure of what He should be doing? _____
7. How would your life be affected if you followed Jesus’ example of spiritual discipline? _____



Read what Luke records about these spiritual disciplines in Jesus Christ's life in Luke 5:15-16.


8. What was Jesus doing day after day (verse 15)? _____
9. In the midst of His busyness, where did He often go and why? _____
10. How can we follow Jesus' example? _____

Christ's first priority was His relationship with His Father. He deliberately and consistently found a place to communicate privately with God.

B. Suggested Daily Spiritual Disciplines

◆ Choose a Time and Place where you can spend private time with God.

11. What is a possible time and place when you can commune with God on a regular basis? _____
12. What do you need to do to make your plan workable? _____

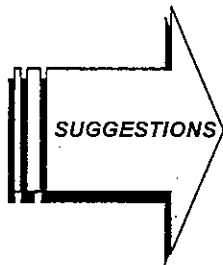


◆ Develop a plan how you will spend that daily time with God.

Pray briefly. Ask God to speak to you as you read His Word or pray our memory verse Psalm 119:18.

Read the next paragraph or chapter of the book of the Bible you are reading through. Meditate on what you have read by either using the questions on the *Meditation Guide* on page 57 (Lesson 13), or the "**SPECTA**" method (Lesson 14). If it would help you, write your thoughts in a devotional notebook.

Talk to God about the things He said to you while reading and meditating on His Word. Pray also for the items listed in your personal prayer lists. If helpful, use the **ACTS** prayer format (Lesson 9).



Many believers use the above 3-step plan for a daily time alone with God. New believers often start with about 15 minutes a day and as they grow in their love for God and His Word, that time increases. Some also plan for a regular time to read the Bible through using a reading schedule such as the one on pages 58-59. All of these are suggestions. Each believer should develop his own plan.

Your daily discipline should become a habit. But be careful that your devotion is to your Savior, not to the mere habit.

C. Suggested Weekly Spiritual Disciplines

◆ Memorize a Bible verse:

Develop a life long habit of memorizing and reviewing God's Word.

◆ Study God's Word.

Choose a book of the Bible and study a chapter a week using the "**SPECTA**" plan. Also take every opportunity to learn to study God's Word more deeply. Joining a Bible study or a Sunday School class will help broaden your knowledge of God's Word.

◆ **Worship God with other believers in a Bible-believing church.**

When followers of Christ meet together regularly, they are called a "church." The word "church" means an assembly or congregation. Read Hebrews 10:25 to see how God expects His children to participate in the local church.



13. What two instructions or commands are given to believers in Christ?


- a. _____
- b. _____

Part of every worship service is the preaching of God's Word. Be an active listener as God's Word is taught/preached by recording in a notebook the main points and/or things that God said to you through the sermon. Review the sermon at home to see if what the preacher said is faithful to Scripture. (Remember the Bereans in Acts 7:10-12.)

Developing healthy spiritual habits takes time and demands self-discipline, but the rewards are eternal.

SUMMARY REVIEW QUIZ

- a. What motivated Jesus to remain faithful to His spiritual disciplines even when He was tired? _____
- b. Is it possible to faithfully fulfill our spiritual disciplines and yet not become more intimate in our relationship with Christ? _____ Why or why not? _____
- c. Should we expect every believer to have the same components and plan of spiritual disciplines? _____ Why or why not? _____
- d. If something unexpected happens and we are unable to meet with the Lord in a day, do we sin? _____ Why or why not? _____



I feel God wants me to establish the following daily spiritual disciplines:

- 1. _____
- 2. _____
- 3. _____


I also feel God wants me to establish the following weekly spiritual disciplines:

- 1. _____
- 2. _____
- 3. _____







In order to help me start and maintain these spiritual disciplines, I plan to _____

FAMILY ACTIVITY (Check off each activity as you complete them.)

- Read, explain, and memorize Luke 5:16.
- Continue to review the previous 14 memory verses.
- Memorize the remaining 9 books of the New Testament (Hebrews – Revelation). Another Bible drill for you to use with your family is found on page 52. Continue to review the books you already have memorized using some of the review games listed on page 51. Sing both songs on page 53 as an enjoyable method for learning and reviewing the books of the Bible.
- If you have been regularly doing the suggested family activities during this series, you have already begun to establish some family spiritual disciplines. Discuss with your family what habits you would like to develop as a family. Make plans how you will do them. Regularly evaluate how you are doing, and remain flexible as you seek to make your plan work. Remember that the main purpose is growing as a family in your relationship to God and to one another.
- Once you have established some family spiritual disciplines, think about humbly sharing your experience with other families. God can use your family to help others also start to develop good spiritual habits which will help them grow as a family in their love for the Lord and for one another.

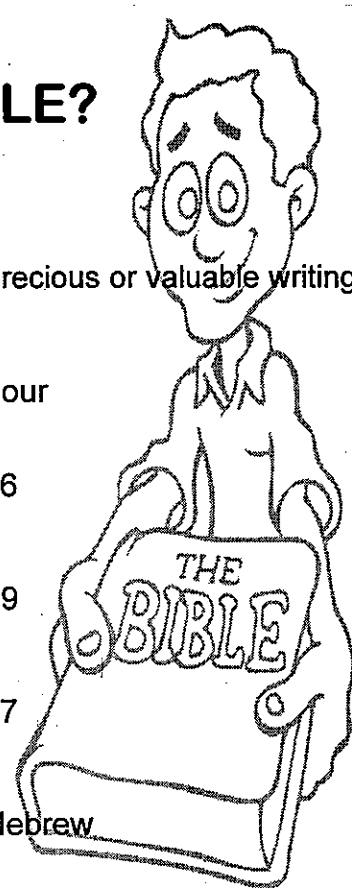







DO YOU KNOW YOUR BIBLE?

(You are allowed to use your Bibles!)



1. The word "Bible" comes from the Greek language and means
 - a. Book
 - b. Holy writing
 - c. Precious or valuable writing
2. The Bible is divided into how many major parts?
 - a. Two
 - b. Three
 - c. Four
3. The entire Bible is made up of how many books?
 - a. 46
 - b. 56
 - c. 66
4. The Old Testament includes how many books?
 - a. 19
 - b. 29
 - c. 39
5. The New Testament includes how many books?
 - a. 17
 - b. 27
 - c. 37
6. In what language was the Old Testament originally written?
 - a. Arabic
 - b. Egyptian
 - c. Hebrew
7. In what language was the New Testament originally written?
 - a. Hebrew
 - b. Greek
 - c. Italian
8. Which books are in the four major parts of the Old Testament? (write the letter of the answer)

<input type="checkbox"/> Pentateuch	a. Job – Song of Songs (5 books)
<input type="checkbox"/> History	b. Isaiah – Malachi (17 books)
<input type="checkbox"/> Poetry	c. Genesis – Deuteronomy (5 books)
<input type="checkbox"/> Prophecy	d. Joshua – Esther (12 books)
9. Which books are in the four major parts of the New Testament? (write the letter of the answer)

<input type="checkbox"/> Gospels	a. Revelation (1 book)
<input type="checkbox"/> History	b. Matthew – John (4 books)
<input type="checkbox"/> Epistles (Letters)	c. Acts (1 book)
<input type="checkbox"/> Prophecy	d. Romans – Jude (21 books)
10. Arrange the following Bible characters in their chronological/historical order. (The first one is done.)

<input type="checkbox"/> Abraham	<input type="checkbox"/> King Saul	<input type="checkbox"/> John the Baptist
<input type="checkbox"/> Noah	<input checked="" type="checkbox"/> 1 Adam	<input type="checkbox"/> Solomon
<input type="checkbox"/> Jesus	<input type="checkbox"/> Paul	<input type="checkbox"/> Moses
<input type="checkbox"/> David	<input type="checkbox"/> Samuel	<input type="checkbox"/> Daniel

Answer Key:

1 - a	2 - a	3 - c	4 - c	5 - b	6 - c
7 - b	8 - c	9 - b	10 - 3 - Abraham	11 - Jesus	a. Prophecy
b. Poetry	c. History	d. Epistles	1 - Adam	2 - Noah	c. History
d. History	a. Pentateuch	b. Prophecy	3 - King Saul	4 - Moses	d. Epistles
5 - b	6 - c	7 - b	5 - Samuel	8 - Solomon	a. Prophecy
8 - c	9 - b	10 - John the Baptist	6 - King Saul	9 - Daniel	b. Prophecy

GAMES FOR REVIEWING MEMORY VERSES

(AND BOOKS OF THE BIBLE)

(For Both Discipleship Classes and Families)

"Not to review is not to learn!" Each week, a new memory verse is learned, but all the previous verses should also be reviewed for maximum retention. Here are a few suggestions for keeping that review fun and interesting. Try these methods and create your own! Most of these games can be used to review books of the Bible too.

Grab Bag

Write the references of each verse on a separate slip of paper and put them in a bag. Each person takes turns taking a paper from the bag and recites the verse he got. *(To review books of the Bible, write the names of the books on separate pieces of paper and put in the bag. Each person takes a paper from the bag and must give the name of the books which precede and follow the book named on the paper. For example, if his paper said "Numbers," his answer should be Leviticus and Deuteronomy.)*

Ping Pong

Choose two people or two groups of people. Decide what verse to review. One person (group) says the first word of a verse, the other person (group) says the second word, the first person says the third word, the second person the fourth word, etc. *(For books of the Bible, say the books alternately in the correct order.)*

Around the Circle

Form a circle (for example, sitting around the table after a meal). Decide which verse to review. One person says the first word, the second person says the second word, etc. until the entire verse is quoted. *(Do the same for books of the Bible.)*

Name that Verse

One person quotes the first several words or a key phrase from a verse. The others then guess which verse he is thinking of. Once they have guessed correctly, they quote the verse. *(For books of the Bible, the person says the name of a book and the others must name the book immediately preceding and following that book.)*

Catch and Quote

Form a circle. Find an object that can be thrown but will not hurt anyone or anything. One person begins by quoting one verse (his choice). He then throws the object to another person (his choice) while saying the reference of another verse. The second person must catch the object, quote the verse, and throw the object to someone else while saying the reference of another verse. Continue until everyone has had a chance to quote a verse or until all the verses have been quoted. *(For books of the Bible, the person says the name of a book and throws the object. The person catching it must name the book immediately preceding and following that book.)*

Verse Mime

Each person takes a turn acting out the truth of a verse without speaking any words. The others in the group must guess which verse and then quote it. Another variation would be drawing the truth of a verse.

Verse Application

One person thinks of and describes a situation where a verse could be applied. The others guess which verse he is thinking of and quote it. Here are a few examples:

- One of your friends tells you that there are many ways a person can go to heaven. What verse could you use to help your friend understand the truth. (John 14:6)
- You have sinned and have confessed that sin to God. But, you still feel very guilty and wonder if maybe God is still angry at you. What verse could help you? (1 John 1:9)

INSTRUCTIONS FOR USING A BIBLE DRILL IN A CLASS SITUATION

As your learners and their families learn the books of the Bible, they will enjoy practicing their new skill through Bible Drills.

1. Before class, make a list of verses which have a common theme or word. After the reference of each verse, write the first three words of that verse.
2. To do the drill, instruct each person to raise their Bible above their heads holding it by the binding.
3. Say the reference and ask them to repeat the reference while still holding their Bibles in the air.
4. When you say "Go," they lower their Bibles and find the verse as fast as possible.
5. The first person to find it, reads the first 3 words only. If they are correct, everyone else stops looking. Ask that person to keep their Bible open to the verse they found and stand in front while you continue on with other verses. They can no longer join.
6. Continue this procedure until all except the last verse have been found.
7. Ask each person standing in front to read their verse in full. Ask the class members to find the common theme or word of the verses.
8. Then give the last reference only to those who are standing in front (those who were the first to find the verses). The first person to find the last verse is the over-all winner.

SUGGESTED BIBLE DRILLS (NIV Version)

Lesson 12 – Theme word: **Hear**

Genesis 3:8 – Then the man	1 Samuel 3:10 – The Lord came
Exodus 19:9 – The Lord said	2 Samuel 22:7 – In my distress
Numbers 7:89 – When Moses entered	1 Kings 22:19 – Micaiah continued, "Therefore
Deuteronomy 4:12 – Then the Lord	1 Chronicles 17:20 – There is no
Joshua 3:9 – Joshua said to	Nehemiah 8:9 – Then Nehemiah the

Lesson 13 – Theme word: **Obey, Disobey**

Exodus 19:5 – Now if you	Psalms 119:34 – Give me understanding
Joshua 22:3 – For a long	Proverbs 30:17 – The eye that
1 Samuel 15:22 – But Samuel replied	Jeremiah 7:23 – But I gave
Nehemiah 9:17 – They refused to	Jeremiah 42:6 – Whether it is
Job 36:11 – If they obey	Daniel 9:10 – We have not

Lesson 14 – Theme word: **Love**

Psalms 116:1 – I love the	Amos 5:15 – Hate evil, love
Proverbs 17:17 – A friend loves	Micah 6:8 – He has showed
Jeremiah 31:3 – The Lord appeared	Zephaniah 3:17 – The Lord your
Hosea 2:19 – I will betroth	Zechariah 8:19 – This is what
Hosea 11:4 – I led them	Malachi 1:2 – I have loved

Lesson 15 – Theme word: **Light**

Isaiah 60:20 – Your sun will	2 Corinthians 4:6 – For God, who
Matthew 5:14 – You are the	Ephesians 5:8 – For you were
Luke 8:16 – No one lights	Colossians 1:12 – Giving thanks to
John 8:12 – When Jesus spoke	1 Thessalonians 5:5 – You are all
Acts 13:47 – For this is	1 Timothy 6:16 – Who alone is

BOOKS OF THE OLD TESTAMENT

Words Arr. by
Mrs. W. I. M. Tabor

Tune: "Did You Ever See A Lassie"
Arr. by Gordon E. Hooker

1. Let us sing the books of Mo - ses, of Mo - ses, of
2. Let us sing the books of His - t'ry, of His - t'ry, of
3. Let us sing the books of Poe - try, of Poe - try, of
4. Let us sing the Ma - jor Pro - phets, Ma - jor Pro - phets,
5. Let us sing the Mi - nor Pro - phets, Mi - nor Pro - phets,

Let us sing the books of Mo - ses, For - he - wrote the law.
Let us sing the books of His - t'ry, Which tell - of the Jews.
Let us sing the books of Poe - try, The songs the Jews sang.
Let us sing the Ma - jor Pro - phets, The great - est of them all.
Let us sing the Mi - nor Pro - phets, There are twelve of them all.

2 (2nd Verse only)
First, Gen - e - sis; sec - ond, Exo - dus; Third Le - vit - i - cus; Fourth Num - bers;
2 (Then's Josh - u - a, and Judg - es, And the sto - ry of - Ruth -
Job the pa - tient, Psalms of Da - vid, The Prop - ets of a wise one;
I - sai - ah, Jer - e - mi - ah, Who wrote Lam - en - tu - tions;
Hos - e - a, Joel, A - mos, O - ba - di - ah, Jo - nah, Mi - cab, Na - hum, Hab - uck - kuk

D.S. (2nd Verse only) %
And the fifth is Deu - ter - on - o - my, The last of them all
2 (Then First and Sec - ond Sam - u - el, And First and Sec - ond Kings
Then Ez - ra, Ne - he - mi - ah, And Es - ther, the Queen.
And then Ec - cles - i - as - les, And the Song of Sol - o - mon.
Then E - sa - kiel and Dan - iel, Who were true to their God.
Zeph - a - ni - ah, Hag - ga - i, Zach - a - ri - ah, Mal - ti - chi.

BOOKS OF THE NEW TESTAMENT

Arr. by Gordon E. Hooker

Mat - thew, Mark, Luke, John, Acts and the letter to the Romans, First and Second Cor -

in - thi - ians, Gal - a - tians and E - phes - ians; Phil - ip - pi - ans, Col - oss - ians,
He - brews, James,

First and Second Thessa - lonians, First and Second Timo - thy Ti - tus and Phi - le - mon.
First and Se - cond Pet - er, First, Sec - ond, Third John, Jude and Reve - la - tion.

<p>THE WORD</p> <p>Do not merely listen to the word, and so deceive yourselves. Do what it says.</p> <p>James 1:22</p> <p>PRAYER</p> <p>Let us then approach the throne of grace with confidence, so that we may receive mercy and find grace to help us in our time of need.</p> <p>Hebrews 4:16</p> <p>ASSURANCE OF FORGIVENESS</p> <p>Therefore, there is now no condemnation for those who are in Christ Jesus....</p> <p>Romans 8:1</p> <p>ASSURANCE OF THE WAY</p> <p>Jesus answered, "I am the way and the truth and the life. No one comes to the Father except through me."</p> <p>John 14:6</p> <p>SPIRITUAL GROWTH</p> <p>Like newborn babies, crave pure spiritual milk, so that by it you may grow up in your salvation now that you have tasted that the Lord is good.</p> <p>1 Peter 2:2-3</p>	<p>THE WORD</p> <p>I have hidden your word in my heart that I might not sin against you.</p> <p>Psalms 119:11</p> <p>PRAYER</p> <p>Do not be anxious about anything, but in everything, by prayer and petition, with thanksgiving, present your requests to God.</p> <p>Philippians 4:6</p> <p>ASSURANCE OF FORGIVENESS</p> <p>If we confess our sins, he is faithful and just and will forgive us our sins and purify us from all unrighteousness.</p> <p>1 John 1:9</p> <p>ASSURANCE OF ETERNAL LIFE</p> <p>I tell you the truth, whoever hears my word and believes him who sent me has eternal life and will not be condemned; he has crossed over from death to life.</p> <p>John 5:24</p> <p>ASSURANCE OF THE WAY</p> <p>For the wages of sin is death, but the gift of God is eternal life in Christ Jesus our Lord.</p> <p>Romans 6:23</p>	<p>THE WORD</p> <p>Open my eyes that I may see wonderful things in your law.</p> <p>Psalms 119:18</p> <p>PRAYER</p> <p>So I say to you: Ask and it will be given to you; seek and you will find; knock and the door will be opened to you. For everyone who asks receives; he who seeks finds; and to him who knocks, the door will be opened.</p> <p>Luke 11:9-10</p> <p>PRAYER</p> <p>Trust in him at all times, O people; pour out your hearts to him, for God is our refuge.</p> <p>Psalms 62:8</p>	<p>SPIRITUAL DISCIPLINES</p> <p>But Jesus often withdrew to lonely places and prayed.</p> <p>Luke 5:16</p> <p>THE WORD</p> <p>Do not let this Book of the Law depart from your mouth; meditate on it day and night, so that you may be careful to do everything written in it. Then you will be prosperous and successful.</p> <p>Joshua 1:8</p>
<p style="text-align: center;">Fold & Paste</p>		<p style="text-align: center;">Fold and Paste</p>	

Keys
to
Spiritual Growth
Part 1
Memory Verses

LUKE 5:16

PSALM 119:18

PSALM 119:11

JAMES 1:22

JOSHUA 1:8

LUKE 11:9-10

PHILIPPIANS 4:6

HEBREWS 4:16

PSALM 62:8

1 JOHN 1:9

ROMANS 8:1

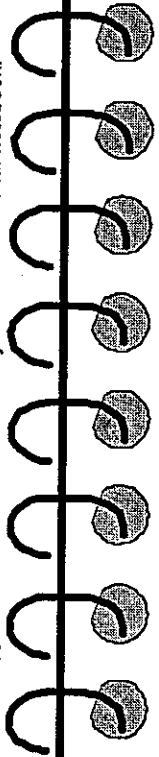
JOHN 5:24

JOHN 14:6

ROMANS 6:23

1 PETER 2:2-3

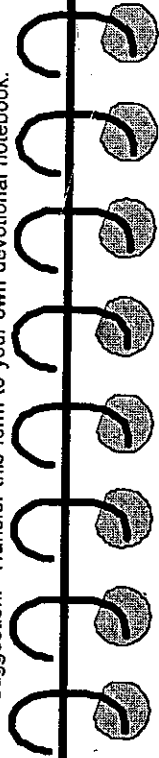
Suggestion: Transfer this form to your own devotional notebook.



Personal Prayer List

Date	Requests	Answers	Date
	<i>For Myself</i>		
	<i>For Others</i>		

Suggestion: Transfer this form to your own devotional notebook.



Listening Guide

Date: _____ Name of Preacher: _____
Scripture from where the message came: _____
Title of the message: _____
Introduction: _____

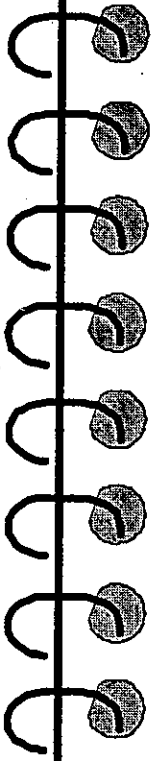
Major Points:

- A. _____
- B. _____
- C. _____
- D. _____
- E. _____

What is the main teaching of the message?

How can I apply this teaching to my own life?

Suggestion: Transfer this form to your own devotional notebook.



Meditation Guide

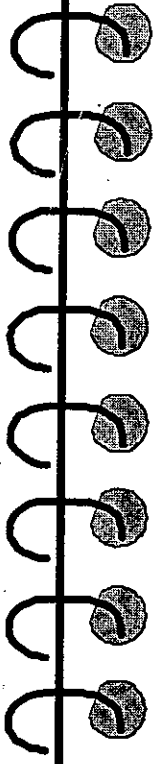
Date: _____

Scripture: _____

What meaningful thought(s) came to me as I read these verses?

In what way can I obey or apply what I have read to my life today?

Suggestion: Transfer this form to your own devotional notebook.



"SPECTA" Bible Study Guide

Date: _____

Scripture: _____

S - Sin to forsake -

P - Promises to claim -

E - Examples to follow -

C - Commands to obey -

T - Truths about God -

A - Action that I need to take -

READ THE BIBLE THROUGH IN A YEAR PLAN

✂ Cut Here

✂ Cut Here

MORNING (Old Testament)								
JANUARY			FEBRUARY			MARCH		
Date	Reading		Date	Reading		Date	Reading	
1	Genesis 1, 2		1	Exodus 24, 25, 27		1	Numbers 16, 17	
2	Genesis 3, 4, 5		2	Exodus 27, 28		2	Numbers 18, 19	
3	Genesis 6, 7, 8		3	Exodus 29, 30		3	Numbers 20, 21	
4	Genesis 9, 10, 11		4	Exodus 31, 32		4	Numbers 22, 23	
5	Genesis 12, 13, 14		5	Exodus 33, 34		5	Numbers 24, 25	
6	Genesis 15, 16, 17		6	Exodus 35, 36		6	Numbers 26, 27	
7	Genesis 18, 19		7	Exodus 37, 38		7	Numbers 28, 29	
8	Genesis 20, 21, 22		8	Exodus 39, 40		8	Numbers 30, 31	
9	Genesis 23, 24		9	Leviticus 1, 2, 3		9	Numbers 32, 33	
10	Genesis 25, 26		10	Leviticus 4, 5		10	Numbers 34, 35, 36	
11	Genesis 27, 28		11	Leviticus 6, 7		11	Deut. 1, 2	
12	Genesis 29, 30		12	Leviticus 8, 9		12	Deut. 3, 4	
13	Genesis 31, 32		13	Leviticus 10, 11		13	Deut. 5, 6	
14	Genesis 33, 35, 35		14	Leviticus 12, 13		14	Deut. 7, 8, 9	
15	Genesis 36, 37		15	Leviticus 14		15	Deut. 10, 11	
16	Genesis 38, 39, 40		16	Leviticus 15, 16		16	Deut. 12, 13	
17	Genesis 41, 42		17	Leviticus 17, 18, 19		17	Deut. 14, 15, 16	
18	Genesis 43, 44		18	Leviticus 20, 21		18	Deut. 17, 18, 19	
19	Genesis 45, 46		19	Leviticus 22, 23		19	Deut. 20, 21	
20	Genesis 47, 48		20	Leviticus 24, 25		20	Deut. 22, 23	
21	Genesis 49, 50		21	Leviticus 26, 27		21	Deut. 24, 25, 26	
22	Exodus 1, 2, 3		22	Numbers 1, 2		22	Deut. 27, 28	
23	Exodus 4, 5		23	Numbers 3, 4		23	Deut. 29, 30	
24	Exodus 6, 7		24	Numbers 5, 6		24	Deut. 31, 32	
25	Exodus 8, 9		25	Numbers 7		25	Deut. 33, 34	
26	Exodus 10, 11, 12		26	Numbers 8, 9, 10		26	Joshua 1, 2	
27	Exodus 13, 14		27	Numbers 11, 12, 13		27	Joshua 3, 4, 5	
28	Exodus 15, 16		28	Numbers 14, 15		28	Joshua 6, 7	
29	Exodus 17, 18, 19					29	Joshua 8, 9	
30	Exodus 20, 21					30	Joshua 10, 11	
31	Exodus 22, 23					31	Joshua 12, 13	

EVENING (New Testament)								
JANUARY			FEBRUARY			MARCH		
Date	Reading		Date	Reading		Date	Reading	
1	Matthew 1		1	Matthew 22:23-46		1	Mark 8:1-21	
2	Matthew 2		2	Matthew 23:1-22		2	Mark 8:22-38	
3	Matthew 3		3	Matthew 23:23-39		3	Mark 9:1-29	
4	Matthew 4		4	Matthew 24:1-14		4	Mark 9:30-50	
5	Matthew 5:1-30		5	Matthew 24:15-31		5	Mark 10:1-22	
6	Matthew 5:31-48		6	Matthew 24:32-51		6	Mark 10:23-52	
7	Matthew 6		7	Matthew 25:1-30		7	Mark 11	
8	Matthew 7		8	Matthew 25:31-46		8	Mark 12:1-17	
9	Matthew 8		9	Matthew 26:1-25		9	Mark 12:18-44	
10	Matthew 9:1-17		10	Matthew 26:26-46		10	Mark 13:1-13	
11	Matthew 9:18-38		11	Matthew 26:47-75		11	Mark 13:14-37	
12	Matthew 10:1-23		12	Matthew 27:1-26		12	Mark 14:1-25	
13	Matthew 10:24-42		13	Matthew 27:27-45		13	Mark 14:26-52	
14	Matthew 11		14	Matthew 27:46-66		14	Mark 14:53-72	
15	Matthew 12:1-21		15	Matthew 28		15	Mark 15:1-23	
16	Matthew 12:22-50		16	Mark 1:1-20		16	Mark 15:24-47	
17	Matthew 13:1-23		17	Mark 1:21-45		17	Mark 16	
18	Matthew 13:24-43		18	Mark 2		18	Luke 1:1-25	
19	Matthew 13:44-58		19	Mark 3		19	Luke 1:26-56	
20	Matthew 14:1-21		20	Mark 4:1-20		20	Luke 1:57-80	
21	Matthew 14:22-36		21	Mark 4:21-41		21	Luke 2:1-25	
22	Matthew 15:1-28		22	Mark 5:1-20		22	Luke 2:26-52	
23	Matthew 15:29-39		23	Mark 5:21-43		23	Luke 3:1-20	
24	Matthew 16		24	Mark 6:1-13		24	Luke 3:21-38	
25	Matthew 17		25	Mark 6:14-31		25	Luke 4:1-30	
26	Matthew 18		26	Mark 6:32-56		26	Luke 4:31-44	
27	Matthew 19		27	Mark 7:1-23		27	Luke 5:1-16	
28	Matthew 20		28	Mark 7:24-37		28	Luke 5:17-39	
29	Matthew 21:1-27					29	Luke 6:1-19	
30	Matthew 21:28-46					30	Luke 6:20-49	
31	Matthew 22:1-22					31	Luke 7:1-18	

MORNING (Old Testament)								
APRIL			MAY			JUNE		
Date	Reading		Date	Reading		Date	Reading	
1	Joshua 14, 15		1	1 Samuel 29, 30, 31		1	2 Kings 13, 14	
2	Joshua 16, 17, 18		2	2 Samuel 1, 2		2	2 Kings 15, 16	
3	Joshua 19, 20		3	2 Samuel 3, 4		3	2 Kings 17	
4	Joshua 21, 22		4	2 Samuel 5, 6		4	2 Kings 18, 19	
5	Joshua 23, 24		5	2 Samuel 7, 8		5	2 Kings 20, 21	
6	Judges 1, 2		6	2 Samuel 9, 10, 11		6	2 Kings 22, 23	
7	Judges 3, 4		7	2 Samuel 12, 13		7	2 Kings 24, 25	
8	Judges 5, 6		8	2 Samuel 14, 15		8	1 Chr. 1, 2	
9	Judges 7, 8		9	2 Samuel 16, 17		9	1 Chr. 3, 4	
10	Judges 9		10	2 Samuel 18, 19		10	1 Chr. 5, 6	
11	Judges 10, 11		11	2 Samuel 20, 21, 22		11	1 Chr. 7	
12	Judges 12, 13, 14		12	2 Samuel 23, 24		12	1 Chr. 8, 9	
13	Judges 15, 16		13	1 Kings 1		13	1 Chr. 10, 11	
14	Judges 17, 18		14	1 Kings 2		14	1 Chr. 12, 13	
15	Judges 19		15	1 Kings 3, 4		15	1 Chr. 14, 15	
16	Judges 20, 21		16	1 Kings 5, 6		16	1 Chr. 16, 17	
17	Ruth 1, 2		17	1 Kings 7		17	1 Chr. 18, 19, 20	
18	Ruth 3, 4, 5		18	1 Kings 8, 9		18	1 Chr. 21, 22	
19	1 Samuel 1, 2		19	1 Kings 10, 11		19	1 Chr. 23, 24	
20	1 Samuel 3, 4, 5		20	1 Kings 12, 13		20	1 Chr. 25, 26	
21	1 Samuel 6, 7, 8		21	1 Kings 14, 15		21	1 Chr. 27, 28	
22	1 Samuel 9, 10		22	1 Kings 16, 17		22	1 Chr. 29	
23	1 Samuel 11, 12, 13		23	1 Kings 18, 19		23	2 Chr. 1, 2, 3	
24	1 Samuel 14		24	1 Kings 20, 21		24	2 Chr. 4, 5	
25	1 Samuel 15, 16		25	1 Kings 22		25	2 Chr. 6, 7	
26	1 Samuel 17		26	2 Kings 1, 2		26	2 Chr. 8, 9, 10	
27	1 Samuel 18, 19		27	2 Kings 3, 4		27	2 Chr. 11, 12, 13	
28	1 Samuel 20, 21, 22		28	2 Kings 5, 6		28	2 Chr. 14, 15, 16	
29	1 Samuel 23, 24, 25		29	2 Kings 7, 8		29	2 Chr. 17, 18	
30	1 Samuel 26, 27, 28		30	2 Kings 9:1-10:17		30	2 Chr. 19, 20	
			31	2 Kings 10:18, 11, 12				

EVENING (New Testament)								
APRIL			MAY			JUNE		
Date	Reading		Date	Reading		Date	Reading	
1	Luke 7:19-35		1	Luke 22:1-27		1	John 10:1-21	
2	Luke 7:36-50		2	Luke 22:28-53		2	John 10:22-42	
3	Luke 8:1-15		3	Luke 22:54-71		3	John 11:1-28	
4	Luke 8:16-39		4	Luke 23:1-26		4	John 11:27-44	
5	Luke 8:40-56		5	Luke 23:27-45		5	John 11:45-57	
6	Luke 9:1-21		6	Luke 23:46-56		6	John 12:1-22	
7	Luke 9:22-43		7	Luke 24:1-12		7	John 12:23-50	
8	Luke 9:44-62		8	Luke 24:13-35		8	John 13:1-20	
9	Luke 10:1-24		9	Luke 24:26-53		9	John 13:21-38	
10	Luke 10:25-42		10	John 1:1-14		10	John 14	
11	Luke 11:1-23		11	John 1:15-34		11	John 15	
12	Luke 11:24-38		12	John 1:35-51		12	John 16	
13	Luke 11:39-54		13	John 2		13	John 17	
14	Luke 12:1-15		14	John 3:1-21		14	John 18:1-18	
15	Luke 12:16-41		15	John 3:22-36		15	John 18:19-40	
16	Luke 12:42-59		16	John 4:1-13		16	John 19:1-30	
17	Luke 13		17	John 4:14-39		17	John 19:31-42	
18	Luke 14		18	John 4:40-54		18	John 20	
19	Luke 15		19	John 5:1-27		19	John 21	
20	Luke 16		20	John 5:28-47		20	Acts 1	
21	Luke 17:1-19		21	John 6:1-21		21	Acts 2:1-24	
22	Luke 17:20-37		22	John 6:22-59		22	Acts 2:25-47	
23	Luke 18:1-17		23	John 6:60-71		23	Acts 3	
24	Luke 18:18-43		24	John 7:1-13		24	Acts 4:1-22	
25	Luke 19:1-27		25	John 7:14-36		25	Acts 4:23-37	
26	Luke 19:28-48		26	John 7:37-53		26	Acts 5:1-16	
27	Luke 20:1-26		27	John 8:1-11		27	Acts 5:17-42	
28	Luke 20:27-47		28	John 8:12-35		28	Acts 6	
29	Luke 21:1-19		29	John 8:36-59		29	Acts 7:1-19	
30	Luke 21:20-38		30	John 9:1-20		30	Acts 7:20-40	
			31	John 9:21-41				

✂ Cut Here

✂ Cut Here

READ THE BIBLE THROUGH IN A YEAR PLAN

✂ Cut Here

✂ Cut Here

EVENING			(New Testament)		
JULY		AUGUST		SEPTEMBER	
Date	Reading	Date	Reading	Date	Reading
1	Acts 7:41-60	1	Acts 27:21-44	1	1 Cor. 11
2	Acts 8:1-25	2	Acts 28	2	1 Cor. 12
3	Acts 8:26-40	3	Romans 1	3	1 Cor. 13
4	Acts 9:1-25	4	Romans 2	4	1 Cor. 14:1-22
5	Acts 9:26-43	5	Romans 3	5	1 Cor. 14:23-40
6	Acts 10:1-22	6	Romans 4	6	1 Cor. 15:1-19
7	Acts 10:23-48	7	Romans 5	7	1 Cor. 15:20-34
8	Acts 11	8	Romans 6	8	1 Cor. 15:35-58
9	Acts 12	9	Romans 7	9	1 Cor. 16
10	Acts 13:1-13	10	Romans 8:1-17	10	2 Cor. 1
11	Acts 13:14-39	11	Romans 8:18-39	11	2 Cor. 2
12	Acts 13:40-52	12	Romans 9	12	2 Cor. 3
13	Acts 14	13	Romans 10	13	2 Cor. 4
14	Acts 15:1-18	14	Romans 11:1-12	14	2 Cor. 5
15	Acts 15:29-41	15	Romans 11:13-26	15	2 Cor. 6
16	Acts 16:1-24	16	Romans 12	16	2 Cor. 7
17	Acts 16:25-40	17	Romans 13	17	2 Cor. 8
18	Acts 17	18	Romans 14	18	2 Cor. 9
19	Acts 18	19	Romans 15	19	2 Cor. 10
20	Acts 19:1-22	20	Romans 16	20	2 Cor. 11
21	Acts 19:23-41	21	1 Cor. 1	21	2 Cor. 12
22	Acts 20:1-16	22	1 Cor. 2	22	2 Cor. 13
23	Acts 20:17-38	23	1 Cor. 3	23	Galatians 1
24	Acts 21:1-26	24	1 Cor. 4	24	Galatians 2
25	Acts 21:27-40	25	1 Cor. 5	25	Galatians 3
26	Acts 22	26	1 Cor. 6	26	Galatians 4
27	Acts 23	27	1 Cor. 7:1-24	27	Galatians 5
28	Acts 24	28	1 Cor. 7:25-40	28	Galatians 6
29	Acts 25	29	1 Cor. 8	29	Ephesians 1
30	Acts 26	30	1 Cor. 9	30	Ephesians 2
31	Acts 27:1-20	31	1 Cor. 10		

MORNING			(Old Testament)		
JULY		AUGUST		SEPTEMBER	
Date	Reading	Date	Reading	Date	Reading
1	2 Chr. 21, 22, 23	1	Job 32, 33, 34	1	Psalms 139-144
2	2 Chr. 24, 25	2	Job 35-38	2	Psalms 145-150
3	2 Chr. 26, 27, 28	3	Job 39-42	3	Proverbs 1, 2, 3
4	2 Chr. 29, 30	4	Psalms 1-7	4	Proverbs 4-7
5	2 Chr. 31, 32	5	Psalms 8-14	5	Proverbs 8, 9, 10
6	2 Chr. 33, 34	6	Psalms 15-18	6	Proverbs 11, 12, 13
7	2 Chr. 35, 36	7	Psalms 19-24	7	Proverbs 14, 15, 16
8	Ezra 1, 2	8	Psalms 25-30	8	Proverbs 17, 18, 19
9	Ezra 3, 4, 5	9	Psalms 31-34	9	Proverbs 20, 21, 22
10	Ezra 6, 7	10	Psalms 35-37	10	Proverbs 23, 24, 25
11	Ezra 8, 9	11	Psalms 38-42	11	Proverbs 26, 27, 28
12	Ezra 10	12	Psalms 43-48	12	Proverbs 29, 30, 31
13	Nehemiah 1, 2, 3	13	Psalms 49-52	13	Eccl. 1, 2, 3
14	Nehemiah 4, 5, 6	14	Psalms 53-58	14	Eccl. 4, 5, 6
15	Nehemiah 7, 8	15	Psalms 59-65	15	Eccl. 7, 8, 9
16	Nehemiah 9, 10	16	Psalms 66-69	16	Eccl. 10, 11, 12
17	Nehemiah 11, 12	17	Psalms 70-73	17	Song of S 1-5
18	Nehemiah 13	18	Psalms 74-77	18	Song of S 6, 7, 8
19	Esther 1, 2	19	Psalms 78, 79	19	Isaiah 1, 2
20	Esther 3, 4, 5	20	Psalms 80-85	20	Isaiah 3, 4, 5
21	Esther 6, 7, 8	21	Psalms 86-89	21	Isaiah 6, 7, 8
22	Esther 9, 10	22	Psalms 90-94	22	Isaiah 9, 10
23	Job 1, 2, 3	23	Psalms 95-101	23	Isaiah 11, 12, 13
24	Job 4, 5, 6	24	Psalms 102-104	24	Isaiah 14, 15, 16
25	Job 7, 8, 9	25	Psalms 105, 106	25	Isaiah 17-20
26	Job 10-13	26	Psalms 107-110	26	Isaiah 21, 22, 23
27	Job 14, 15, 16	27	Psalms 111-117	27	Isaiah 24, 25, 26
28	Job 17-20	28	Psalms 118:1-119:72	28	Isaiah 27, 28, 29
29	Job 21, 22, 23	29	Psalms 119:73-176	29	Isaiah 30, 31
30	Job 24-28	30	Psalms 120-131	30	Isaiah 32, 33, 34
31	Job 29, 30, 31	31	Psalms 132-138		

OCTOBER		NOVEMBER		DECEMBER	
Date	Reading	Date	Reading	Date	Reading
1	Ephesians 3	1	Titus 2	1	2 Peter 3
2	Ephesians 4	2	Titus 3	2	1 John 1
3	Ephesians 5	3	Philemon 1	3	1 John 2
4	Ephesians 6	4	Hebrews 1	4	1 John 3
5	Philippians 1	5	Hebrews 2	5	1 John 4
6	Philippians 2	6	Hebrews 3	6	1 John 5
7	Philippians 3	7	Hebrews 4	7	2 John 1
8	Philippians 4	8	Hebrews 5	8	3 John 1
9	Colossians 1	9	Hebrews 6	9	Jude 1
10	Colossians 2	10	Hebrews 7	10	Revelation 1
11	Colossians 3	11	Hebrews 8	11	Revelation 2
12	Colossians 4	12	Hebrews 9	12	Revelation 3
13	1 Thess. 1	13	Hebrews 10:1-25	13	Revelation 4
14	1 Thess. 2	14	Hebrews 10:26-39	14	Revelation 5
15	1 Thess. 3	15	Hebrews 11:1-21	15	Revelation 6
16	1 Thess. 4	16	Hebrews 11:22-40	16	Revelation 7
17	1 Thess. 5	17	Hebrews 12	17	Revelation 8
18	2 Thess. 1	18	Hebrews 13	18	Revelation 9
19	2 Thess 2	19	James 1	19	Revelation 10
20	2 Thess 3	20	James 2	20	Revelation 11
21	1 Timothy 1	21	James 3	21	Revelation 12
22	1 Timothy 2	22	James 4	22	Revelation 13
23	1 Timothy 3	23	James 5	23	Revelation 14
24	1 Timothy 4	24	1 Peter 1	24	Revelation 15
25	1 Timothy 5	25	1 Peter 2	25	Revelation 16
26	1 Timothy 6	26	1 Peter 3	26	Revelation 17
27	2 Timothy 1	27	1 Peter 4	27	Revelation 18
28	2 Timothy 2	28	1 Peter 5	28	Revelation 19
29	2 Timothy 3	29	2 Peter 1	29	Revelation 20
30	2 Timothy 4	30	2 Peter 2	30	Revelation 21
31	Titus 1			31	Revelation 22

OCTOBER		NOVEMBER		DECEMBER	
Date	Reading	Date	Reading	Date	Reading
1	Isaiah 35, 36, 37	1	Jeremiah 51, 52	1	Daniel 4
2	Isaiah 38, 39, 40	2	Lament. 1, 2	2	Daniel 5
3	Isaiah 41, 42, 43	3	Lament. 3, 4, 5	3	Daniel 6
4	Isaiah 44, 45	4	Ezekiel 1, 2	4	Daniel 7, 8
5	Isaiah 46, 47, 48	5	Ezekiel 3, 4	5	Daniel 9, 10
6	Isaiah 49, 50, 51	6	Ezekiel 5, 6, 7	6	Daniel 11
7	Isaiah 52, 53, 54	7	Ezekiel 8, 9, 10	7	Daniel 12
8	Isaiah 55-58	8	Ezekiel 11, 12	8	Hosea 1, 2, 3
9	Isaiah 59, 60, 61	9	Ezekiel 13	9	Hosea 4, 5, 6
10	Isaiah 62, 63, 64	10	Ezekiel 14, 15	10	Hosea 7, 8, 9
11	Isaiah 65, 66	11	Ezekiel 16	11	Hosea 10, 11
12	Jeremiah 1, 2, 3	12	Ezekiel 17, 18	12	Hosea 12, 13, 14
13	Jeremiah 4, 5	13	Ezekiel 19, 20	13	Joel 1, 2
14	Jeremiah 6, 7	14	Ezekiel 21, 22	14	Joel 3
15	Jeremiah 8, 9, 10	15	Ezekiel 23, 24	15	Amos 1, 2, 3
16	Jeremiah 11, 12, 13	16	Ezekiel 25, 26	16	Amos 4, 5, 6
17	Jeremiah 14, 15, 16	17	Ezekiel 27, 28	17	Amos 7, 8, 9
18	Jeremiah 17, 18, 19	18	Ezekiel 29, 30	18	Obadiah 1
19	Jeremiah 20, 21, 22	19	Ezekiel 31, 32	19	Jonah 1-4
20	Jeremiah 23, 24	20	Ezekiel 33, 34	20	Micah 1, 2, 3
21	Jeremiah 25, 26	21	Ezekiel 35, 36	21	Micah 4, 5
22	Jeremiah 27, 28, 29	22	Ezekiel 37, 38	22	Micah 6, 7
23	Jeremiah 30, 31	23	Ezekiel 39	23	Nahum 1, 2, 3
24	Jeremiah 32, 33	24	Ezekiel 40, 41	24	Hab. 1, 2, 3
25	Jeremiah 34, 35	25	Ezekiel 42, 43	25	Zephaniah 1, 2, 3
26	Jeremiah 36, 37	26	Ezekiel 44, 45	26	Haggai 1, 2
27	Jeremiah 38, 39	27	Ezekiel 46, 47, 48	27	Zechariah 1, 2, 3
28	Jeremiah 40, 41, 42	28	Daniel 1	28	Zechariah 4-7
29	Jeremiah 43, 44	29	Daniel 2	29	Zechariah 8, 9, 10
30	Jeremiah 45-48	30	Daniel 3	30	Zechariah 11-14
31	Jeremiah 49, 50			31	Malachi 1-4

✂ Cut Here

✂ Cut Here

PERSONAL BIBLE READING RECORD		NEW TESTAMENT															
		Gospels and History (5 books)															
Matthew	1	2	3	4	5	6	7	8	9	10	11	12	13	14	15	16	
	17	18	19	20	21	22	23	24	25	26	27	28					
Mark	1	2	3	4	5	6	7	8	9	10	11	12	13	14	15	16	
	1	2	3	4	5	6	7	8	9	10	11	12	13	14	15	16	
Luke	1	2	3	4	5	6	7	8	9	10	11	12	13	14	15	16	
	17	18	19	20	21	22	23	24									
John	1	2	3	4	5	6	7	8	9	10	11	12	13	14	15	16	
	17	18	19	20	21												
Acts	1	2	3	4	5	6	7	8	9	10	11	12	13	14	15	16	
	17	18	19	20	21	22	23	24	25	26	27	28					
PERSONAL BIBLE READING RECORD		Epistles/Letters (21 books)															
Romans	1	2	3	4	5	6	7	8	9	10	11	12	13	14	15	16	
1 Corinthians	1	2	3	4	5	6	7	8	9	10	11	12	13	14	15	16	
2 Corinthians	1	2	3	4	5	6	7	8	9	10	11	12	13				
Galatians	1	2	3	4	5	6	Ephesians	1	2	3	4	5	6				
Philippians	1	2	3	4	Colossians	1	2	3	4								
1 Thessalonians	1	2	3	4	5	2 Thessalonians	1	2	3								
1 Timothy	1	2	3	4	5	6	2 Timothy	1	2	3	4						
Titus	1	2	3	Philemon	1												
Hebrews	1	2	3	4	5	6	7	8	9	10	11	12	13				
James	1	2	3	4	5												
1 Peter	1	2	3	4	5	2 Peter	1	2	3								
1 John	1	2	3	4	5	2 John	1	3 John	1								
Jude	1																
PERSONAL BIBLE READING RECORD		Prophecy (1 book)															
Revelation	1	2	3	4	5	6	7	8	9	10	11	12	13	14	15	16	
	17	18	19	20	21	22											

PERSONAL BIBLE READING RECORD		OLD TESTAMENT															
		Pentateuch/Law (5 books)															
Genesis	1	2	3	4	5	6	7	8	9	10	11	12	13	14	15	16	
	17	18	19	20	21	22	23	24	25	26	27	28	29	30	31	32	
	33	34	35	36	37	38	39	40	41	42	43	44	45	46	47	48	
	49	50															
Exodus	1	2	3	4	5	6	7	8	9	10	11	12	13	14	15	16	
	17	18	19	20	21	22	23	24	25	26	27	28	29	30	31	32	
	33	34	35	36	37	38	39	40									
	41	42	43	44	45	46	47	48									
Leviticus	1	2	3	4	5	6	7	8	9	10	11	12	13	14	15	16	
	17	18	19	20	21	22	23	24	25	26	27						
	28	29	30	31	32												
	33	34	35	36	37	38	39	40									
Numbers	1	2	3	4	5	6	7	8	9	10	11	12	13	14	15	16	
	17	18	19	20	21	22	23	24	25	26	27	28	29	30	31	32	
	33	34	35	36													
	37	38	39	40													
Deuteronomy	1	2	3	4	5	6	7	8	9	10	11	12	13	14	15	16	
	17	18	19	20	21	22	23	24	25	26	27	28	29	30	31	32	
	33	34															
	35	36															
PERSONAL BIBLE READING RECORD		History (12 books)															
Joshua	1	2	3	4	5	6	7	8	9	10	11	12	13	14	15	16	
	17	18	19	20	21	22	23	24									
Judges	1	2	3	4	5	6	7	8	9	10	11	12	13	14	15	16	
	17	18	19	20	21												
Ruth	1	2	3	4													
1 Samuel	1	2	3	4	5	6	7	8	9	10	11	12	13	14	15	16	
	17	18	19	20	21	22	23	24	25	26	27	28	29	30	31		
2 Samuel	1	2	3	4	5	6	7	8	9	10	11	12	13	14	15	16	
	17	18	19	20	21	22	23	24									
1 Kings	1	2	3	4	5	6	7	8	9	10	11	12	13	14	15	16	
	17	18	19	20	21	22	23	24									

OLD TESTAMENT																	
PERSONAL BIBLE READING RECORD																	
Prophecy (17 books)																	
1 Kings (cont.)	17	18	19	20	21	22											
2 Kings	1	2	3	4	5	6	7	8	9	10	11	12	13	14	15	16	
	17	18	19	20	21	22	23	24	25								
1 Chronicles	1	2	3	4	5	6	7	8	9	10	11	12	13	14	15	16	
	17	18	19	20	21	22	23	24	25	26	27	28	29				
2 Chronicles	1	2	3	4	5	6	7	8	9	10	11	12	13	14	15	16	
	17	18	19	20	21	22	23	24	25	26	27	28	29	30	31	32	
	33	34	35	36													
Ezra	1	2	3	4	5	6	7	8	9	10							
Nehemiah	1	2	3	4	5	6	7	8	9	10	11	12	13				
Esther	1	2	3	4	5	6	7	8	9	10							
	Poetry (5 books)																
Job	1	2	3	4	5	6	7	8	9	10	11	12	13	14	15	16	
	17	18	19	20	21	22	23	24	25	26	27	28	29	30	31	32	
	33	34	35	36	37	38	39	40	41	42							
	1	2	3	4	5	6	7	8	9	10	11	12	13	14	15	16	
	17	18	19	20	21	22	23	24	25	26	27	28	29	30	31	32	
	33	34	35	36	37	38	39	40	41	42	43	44	45	46	47	48	
	49	50	51	52	53	54	55	56	57	58	59	60	61	62	63	64	
	65	66	67	68	69	70	71	72	73	74	75	76	77	78	79	80	
Psalms	81	82	83	84	85	86	87	88	89	90	91	92	93	94	95	96	
	97	98	99	100	101	102	103	104	105	106	107	108	109	110	111	112	
	113	114	115	116	117	118	119	120	121	122	123	124	125	126	127	128	
	129	130	131	132	133	134	135	136	137	138	139	140	141	142	143	144	
	145	146	147	148	149	150											
Proverbs	1	2	3	4	5	6	7	8	9	10	11	12	13	14	15	16	
	17	18	19	20	21	22	23	24	25	26	27	28	29	30	31		
Ecclesiastes	1	2	3	4	5	6	7	8	9	10	11	12					
Song of Songs	1	2	3	4	5	6	7	8									

OLD TESTAMENT																
PERSONAL BIBLE READING RECORD																
Prophecy (17 books)																
Isaiah	1	2	3	4	5	6	7	8	9	10	11	12	13	14	15	16
	17	18	19	20	21	22	23	24	25	26	27	28	29	30	31	32
	33	34	35	36	37	38	39	40	41	42	43	44	45	46	47	48
	49	50	51	52	53	54	55	56	57	58	59	60	61	62	63	64
	65	66														
Jeremiah	1	2	3	4	5	6	7	8	9	10	11	12	13	14	15	16
	17	18	19	20	21	22	23	24	25	26	27	28	29	30	31	32
	33	34	35	36	37	38	39	40	41	42	43	44	45	46	47	48
	49	50	51	52												
Lamentations	1	2	3	4	5											
Ezekiel	1	2	3	4	5	6	7	8	9	10	11	12	13	14	15	16
	17	18	19	20	21	22	23	24	25	26	27	28	29	30	31	32
	33	34	35	36	37	38	39	40	41	42	43	44	45	46	47	48
Daniel	1	2	3	4	5	6	7	8	9	10	11	12				
Hosea	1	2	3	4	5	6	7	8	9	10	11	12	13	14		
Joel	1	2	3													
Amos	1	2	3	4	5	6	7	8	9							
Obadiah	1															
Jonah	1	2	3	4												
Micah	1	2	3	4	5	6	7									
Nahum	1	2	3													
Habakkuk	1	2	3													
Zephaniah	1	2	3													
Haggai	1	2														
Zechariah	1	2	3	4	5	6	7	8	9	10	11	12	13	14		
Malachi	1	2	3	4												

KEYS


TO


Spiritual Growth

DISCIPLESHIP COURSE

PART
ONE

- Group discipleship for all ages
- Learner's workbook to enhance understanding
- Easy Scripture and Books of the Bible memorization plan
- Hands-on application helps
- Family oriented





LESSON 15 – QUESTION & ANSWER MATCH

Preparation:

Write each review question on a separate paper—one question per paper. Number the question papers in the order you want them answered. Also, write the answer to each question on a separate paper. You will have 20 pieces of paper with something different written on them. Mix all the slips together and put them into a bag box.

Directions for Playing:

Let each person take one paper out of the bag. If you have leftover papers, lay them on a table/chair. Each person should then find his partner (or match from the table/chair). Once all the matches have been made, ask the person with question 1 to read the question and his partner to read the answer. Continue with question 2 until all the questions have been answered correctly. (This is not a competitive game but will allow plenty of involvement.)

Suggested Questions:

1. Who is the true author of the Bible? (God)
2. According to Joshua 1:8, how often should we read and meditate on God's Word? (Every day, day and night)
3. What promise does God give in Joshua 1:8 to those who obey this command? (They will be prosperous and successful)
4. What warning does James 1:22 give those who hear God's Word but don't obey it? (They deceive themselves)
5. Where is the best place to regularly listen to God's Word? (In church)
6. Why did David memorize God's Word according to Psalm 119:11? (So that he would not sin)
7. What does it mean to meditate on God's Word? (Think about it and apply it to our lives)
8. What did the people from Berea do after they listened to Paul preach? (They studied the Scripture to make sure that what he said was correct)
9. Which of the verses which we have memorized is a prayer asking God to show us truths from His Word? (Psalm 119:18)
10. What does the "P" in the "S P E C T A" study method represent? (Promises to claim)

