


# **K****EYS** TO **Spiritual Growth**

**PART  
ONE**

**LEADER'S GUIDE**



**15-Week Basic Discipleship Course**



## KEYS TO SPIRITUAL GROWTH LEADER'S GUIDE

# PRINTING INFORMATION

### LEADER'S GUIDE

Please note that all pages are **8 ½ by 11 inches**.

The **front and back covers** should be printing on **Cardstock paper** and all other pages on **#24 pound paper**.

When the printing is completed, the **8 ½ by 11 inch sheets** are to be cut or trimmed **2½ inches** on the **right hand side** of the page and **2 ½ inches** off the **bottom** of the page.

The finished product will be a **6 by 8 ½ inch booklet**.

The margins allow room for binding with a **Three Hole Binder**, a **Comb Bind Binder**, etc.

# TABLE OF CONTENTS

*Keys to Spiritual Growth, Part 1*  
Leader's Guide

Preface .....	1
Introduction	
Lesson 1 - Spiritual Babies Should Grow .....	5
<b>KEY ONE - ASSURANCE</b>	
<i>Part One - Assurance of the Way</i>	
Lesson 2 - The True Way of Salvation .....	12
Lesson 3 - Beware of Counterfeit Messages of Salvation .	19
<i>Part Two - Assurance of Eternal Life</i>	
Lesson 4 - Secure in God .....	25
<i>Part Three - Assurance of Forgiveness</i>	
Lesson 5 - Sin and the Believer's Relationship to God .....	33
Lesson 6 - Sin and the Believer's Fellowship with God .....	40
<b>KEY TWO - PRAYER</b>	
Lesson 7 - What Prayer Is .....	47
Lesson 8 - Freedom to Approach God .....	54
Lesson 9 - Important Elements of Prayer .....	62
Lesson 10 - God's Conditions for Granting Petitions .....	70
<b>KEY THREE - GOD'S WORD</b>	
Lesson 11 - The Bible is God's Word .....	78
Lesson 12 - Hearing and Reading God's Word .....	85
Lesson 13 - Memorizing and Meditating on God's Word .	93
Lesson 14 - Studying God's Word .....	101
<b>KEY FOUR - SPIRITUAL DISCIPLINES</b>	
Lesson 15 - Our Spiritual Disciplines .....	108
Suggested Games for Reviewing Lesson Content .....	117

## PREFACE

### WELCOME!

We're delighted that you are serious about helping new Christians grow spiritually. These "spiritual babies" need the immediate care of "spiritual parents." *Keys to Spiritual Growth* is designed to help you fulfill this responsibility.

### OBJECTIVES

*Keys to Spiritual Growth* is a discipleship tool for small groups although it can also be used on a one-on-one basis. These lessons concentrate on the "how" of spiritual growth: assurance, prayer, God's Word, and spiritual disciplines. Through visuals, a leader-led participatory approach to learning, workbook, memory verses, and application activities, learners are guided in applying Bible truths and disciplines in their personal and family life.

After completing *Keys to Spiritual Growth*, each learner should be able to:

1. express a biblically based testimony of assurance of salvation;
2. share a simple Gospel presentation to an unbeliever;
3. demonstrate ability to feed himself on the Bible through five different means (listening, reading, memorizing, meditating, and studying);
4. maintain and use a prayer list;
5. recite 15 correlated Scripture verses;
6. recite the books of the Old and New Testament;
7. establish a daily personal appointment with the Lord;
8. lead his family in a regular family appointment with God.

## **A WORD ABOUT FAMILIES**

When someone is born into the family of God, they, of course, still belong to their biological family. It is within their biological family that new believers first must demonstrate their new life in Christ. Whenever a parent (especially the father) trusts Christ as his Savior, he is not only responsible for his own spiritual growth but also for the family's spiritual growth. God has given the primary responsibility for the Christian nurture of children to the parents. *Keys to Spiritual Growth* includes practical activities which parents can use to encourage the spiritual understanding and growth of their family.



### **MATERIALS NEEDED**

1. A Bible (New Testament) for the teacher and for each adult in the class. Although the questions in the workbook are worded according to the New International Version (NIV) of the Bible, other versions may be used.
2. *Keys to Spiritual Growth* Leader's Guide for the teacher.
3. A *Keys to Spiritual Growth* workbook for the teacher and for each learner.
4. The *Keys to Spiritual Growth* visual aids packet. We suggest you place these in a "clear book."
5. Most lessons suggest object lessons. The specific materials required are listed at the beginning of each lesson.
6. A chalkboard, whiteboard, or Manila paper may be helpful for listing prayer requests etc.

### **LESSON OUTLINE**

There are 15 lessons in this book. However, you may want to spend more than one week on some lessons. Each class usually meets once a week for about 1 or 1½ hours. These sessions include:

**1. SHARE AND PRAYER TIME**

Usually this includes an “ice breaker” question which relates to the lesson, a sharing time related to the application of previous lessons, and a prayer time. You may also want to include some appropriate songs.

**2. REVIEW OF PREVIOUS LESSON**

**3. INTRODUCTION**

**4. BIBLE LESSON**

Truths are discovered by reading the indicated Scriptures in the workbook and finding the answers to stated questions.

*You will find the answer for each question in this Leader's Guide, inside a box like this and written in this font.*

Other teaching methods include object lessons, memorization of a related verse and practice/application suggestions.

**5. SUMMARY REVIEW QUIZ**

Truths are reviewed through a group quiz. If the group is large, divide them into smaller groups and let each group answer the questions.

**6. PERSONAL RESPONSE**

Each learner is challenged to choose a specific action to commit himself to in response to the lesson.

**7. FAMILY ACTIVITY**

Each lesson includes suggested family activities.

**8. CLOSING PRAYER**

**TIPS FOR YOU, THE TEACHER**

1. Do the *Keys to Spiritual Growth* lessons first yourself. You will then be more prepared to teach others. If you are the spiritual leader in your home, personally establish a regular family appointment with God if you haven't yet.

2. Co-teach this material with another believer. Not only will he be a help to you, but you will also be training someone else to disciple new believers.
3. Prepare your heart through prayer. If you have a co-teacher, pray together before each lesson. Ask the Holy Spirit to help you discern the needs of those you are discipling and to show you how to help them. Ask God's help to understand each lesson and how to teach it.
4. Prepare your mind through study. Good lessons take time to prepare. If you have a co-teacher, decide ahead of time which sections each of you will be responsible to teach so you can both be prepared. Begin your preparation early.
5. Be flexible. Be careful not to rush through the material but proceed at a pace that is comfortable for the learners. If a lesson is too long, divide it and continue teaching it at the next scheduled session.
6. Note the following symbols in this Leader's Guide.



This symbol indicates that you should show Visual Aid 1 to the learners as you discuss that part of the lesson.



This symbol indicates that you and the learners will be using the workbook



**ADDITIONAL SCRIPTURE**

This symbol indicates Scripture related to the topic being discussed which you may use for your own personal study or include in your actual Bible study.



**OPTIONAL OBJECT LESSON**

This symbol indicates a suggested object lesson to make the truth of the topic being discussed clearer. Be sure to practice using the objects before you teach it in class.



**ADDITIONAL PRACTICE/APPLICATION**

This symbol indicates a suggested activity to help the learners gain skill and confidence in the discipleship skill you are teaching.



 **PIRITUAL BABIES SHOULD GROW****GOALS**

1. The learner will discover that believers should grow to become more like Jesus Christ each day.
2. The learner will:
  - ◆ commit himself to this discipleship class;
  - ◆ memorize 1 Peter 2:2-3 and explain it to his family.

**ADDITIONAL MATERIALS NEEDED**

(See page 2 for a list of materials needed for every lesson.)

1. Optional Object Lesson 1a – two jackets, one with a piece of paper saying “Lying” pinned on it and the other jacket with “Telling the truth” pinned on
2. A set of keys

**LESSON OUTLINE****1. SHARE AND PRAYER TIME**

For this first class, spend time introducing yourself and allowing each person to do the same. If the learners are uncomfortable as yet about praying in a group, you or your co-teacher could lead in prayer.

**2. REVIEW**

There is no review for this lesson. Use the time to encourage believers to share a brief testimony of how they became a Christian.

### 3. INTRODUCTION

Begin by asking each person to briefly tell why babies are special. Explain that this first lesson will be talking about baby Christians or new believers.



VA-1

#### LESSON 1 OUTLINE

##### **SPIRITUAL BABIES SHOULD GROW**

- A. Food for Spiritual Growth
- B. Exercise for Spiritual Growth
- C. Help for Spiritual Growth

Read through this lesson's outline to introduce your learners to three aspects of spiritual growth.

✍ Open your workbooks to page 1. Ask someone to read John 1:12-13 printed at the top of the page. Through faith in Christ, we now belong to the family of God; we are God's children. There are similarities between becoming part of a biological family and becoming part of God's spiritual family. Ask your learners to read the statements of similarities listed inside the "SPIRITUAL LIFE AND GROWTH" box. Encourage the learners to discuss these similarities by asking questions such as: What are babies like? What do they need? How are new believers like babies? What are the needs of new believers?

### 4. BIBLE LESSON

#### A. Food for Spiritual Growth

Help each person find 1 Peter 2:2-3 in their Bible.

\*\*\*

##### **HOW TO FIND VERSES IN THE BIBLE**

If there are some in your discipleship class who do not know how to locate verses in the Bible, explain the process step by step using 1 Peter 2:2-3 as an example.

**Table of Contents** – Find the name of the book (1 Peter) and the page number. (Notice there is also a 2 Peter.)

**Book** - 1 Peter, the names of the books are written at the top of each page.

**Chapter** – designated by the first number, the number before the colon – 1 Peter 2:. The chapter numbers are the larger numbers in the Bible.

**Verse** – designated by the second number, the number after the colon – 1 Peter 2:2-3. The verse numbers are the smaller numbers under the chapter number.

Sometimes we use an “a” or “b” after the verse number. “a” means the first part of the verse; “b” means the latter part of the verse.

\* \* \*

👁 Ask someone to read 1 Peter 2:2-3. Using that verse, discuss with the learners the answers to questions 1-4 and allow time for them to write the answers in their workbook.

1. *Newborn babies*
2. *Pure spiritual milk*
3. *The Word of God*
4. *We will grow up in our salvation*

If we have truly been born into God’s family, we should have a hunger or desire for spiritual food. Those who have “tasted” God’s goodness through salvation should long for more of God’s Word. It would be abnormal for a baby not to be frequently hungry.



### 1 PETER 2:2-3

Memorize these verses together. Explain the underlined words:


spiritual milk – the Word of God, the Bible (Teacher, see 1 Peter 2:23,25.)

grow up – to understand more about God and the salvation He has given to us; to act more and more like a child of God; to mature spiritually (see 2 Peter 3:18 and Ephesians 4:13).

Lead the learners in repeating these verses several times. Each time cover up part of the verse until they can say them completely from memory. Always repeat the reference, 1 Peter 2:2-3, before and after the verse. From time to time, ask what the underlined words mean.

Show the learners page 54 in the workbook on which these verses (and all of the memory verses) are written. Encourage them to cut out the verse, 1 Peter 2:2-3, and put it somewhere where they will see it often during the week (on a mirror or wall, etc.).

### B. Exercise for Spiritual Growth

 Help everyone find Ephesians 4:22-24. Ask one person to read these verses to the class. Guide the class in discovering the answers for questions 5-9. Allow time for them to write the answers in their workbooks. If some volunteers want to share their personal answer for question 9, encourage them to trust God to help them make that change.

5. *Our old self*
6. *The attitude of our minds*
7. *The new self*
8. *In true righteousness and holiness*
9. *(personal answer)*



### EXERCISE FOR SPIRITUAL GROWTH

**VA-3** Just as physical exercise aids good health, God directs us to do a spiritual exercise of “putting off” and “putting on.” We should put off our old self (our old lifestyle which was controlled by deceitful, evil desires) by refusing to repeat those sins. Our attitudes and thinking can be changed through reading, thinking about, and obeying God’s Word. As our thinking changes, our behavior will also change as we put on a new lifestyle.

\* \* \*

#### OPTIONAL OBJECT LESSON 1a



Put on the “Lying jacket” and explain that this is your old sinful self. But as you read God’s Word, God changes your thinking and helps you take that sinful habit off and put on “Telling the truth” instead (change jackets). You are now more like God because God always tells the truth.



### ADDITIONAL SCRIPTURES

Continue your reading/discussing of Ephesians 4:22-5:6, finding examples of "putting off" and "putting on." For example, the transformation of:

- 4:25 – Falsehood to truth
  - 4:26 – Anger to reconciliation
  - 4:28 – Stealing to work/sharing
  - 4:29 – Unwholesome talk to beneficial talk
  - 4:31,32 – Bitterness, rage, etc. to kindness, compassion, etc.
  - 5:3 – Sexual immorality, etc., to purity
  - 5:4 – Obscenity, foolish talk, etc. to thanksgiving
  - 1 Peter 1:14-2:3 – Parallel text speaking of putting off (rid yourselves) and putting on (conform to)
- Romans 8:28-29 also states the goal of God for each of His children to become like His Son in their lifestyle.

\* \* \*

Our pattern, model, goal, and hero is Jesus Christ. God saved us for the purpose of making us to be like His Son.

### C. Help for Spiritual Growth



#### GOD'S HOLY SPIRIT IS OUR COMPANION

**VA-4** How can we ever arrive at the goal of being like Jesus? In our own strength, we cannot change our lifestyle from unholiness to holiness. However, God gives His children the Holy Spirit (represented by a dove) at the time we trust Christ as our Savior. As we feed on God's Word, the Holy Spirit helps us "put off" our old self and "put on" our new self so that we can grow in our salvation (get closer to the goal).

✍ Lead the learners in reading John 14:16-17, John 14:26, and John 16:12-14 to discover how the Holy Spirit helps the believers grow. Answer questions 10-12.

10. *The Holy Spirit lives in us and will always be with us*  
 11. *He teaches us everything, reminds us of God's truth*  
 12. *He guides us into truth; tells us things that will happen*

**Further explanation:** John 16:13 refers to "all truth" meaning all truth that is necessary for the believers to know. This promise is fulfilled in a two-fold way. First, the Holy Spirit guided those who wrote the New Testament so that all profitable and necessary truth was recorded, including revelation concerning the future. Second, the Holy Spirit gives understanding to God's children as they read and study God's written Word. (See 1 Corinthians 2:6-16.) Believers will not receive personal revelation of truth apart from the Word of God.

## 5. SUMMARY REVIEW QUIZ

✍ Read each quiz question and allow the learners to answer aloud and then write the answer in their workbook. Review any points which are not yet clear to them.

- a. *Newborn babies*
- b. *The Word of God*
- c. *The new self, new lifestyle*
- d. *The Holy Spirit*
- e. *He is always with us, He will never leave us*

## 6. PERSONAL RESPONSE

Show the learners a set of keys. Discuss the various things we use keys for. Explain that we will be studying four *Keys to Spiritual Growth*. These spiritual keys are four necessities which will help them "open the door" (house keys) or "turn on the power" (car keys) to growth in our Christian life. The Holy Spirit will help us use these four "keys" in our daily Christian life.

✍ Challenge each one to make a personal commitment as a result of this lesson. For example, to complete this discipleship series or to choose one practical step they will take this week to help them continue to grow in their spiritual life such as reading God's Word each day for spiritual food, or replacing lying by telling the truth, etc.

## 7. FAMILY ACTIVITY


Briefly explain that each person, especially parents, has a responsibility to help their family grow, not only physically, intellectually, and socially, but also spiritually. Share with them a testimony

of what you are doing to help your family grow spiritually. Read through the family activities in the workbook. Give them time during the class to write down the day and time when they will try to do these activities with their family.

**8. CLOSING PRAYER**

Lead the learners in prayer. Thank God that we are His children, the Bible is our spiritual food, and the Holy Spirit is a constant companion to help us grow. Ask God to help each one to grow to be more like Christ. Pray also that each one will be able to share the truth of 1 Peter 2:2-3 with his family this week.

Key 1



## **THE TRUE WAY OF SALVATION**

### **GOALS**

1. The learner will discover six basic truths of the Gospel.
2. The learner will:
  - ◆ state if he has responded to the Gospel by faith and if so, state when/where;
  - ◆ memorize Romans 6:23 and explain it to his family;
  - ◆ share the Gospel with his family.

### **ADDITIONAL MATERIALS NEEDED**

1. A review bag with the following items inside: a baby doll (or a picture of a baby), a jacket, and a set of keys.
2. Additional Practice/Application 2a - Remove page 49 from the back of your workbook, cut apart the six drawings, color them, and put some type of protective cover on them (scotch tape, lamination, etc.)
3. Take some salvation tracts with you to give to learners whom you sense may not be truly saved.

### **LESSON OUTLINE**

#### **1. SHARE AND PRAYER TIME**

- a. Ask the learners to share about their "Family Activity," how they got started, barriers they overcame, results, etc. Encourage those who were not able to begin. Ask them to recite 1 Peter 2:2-3.
- b. Allow time to share other blessings, answers to prayer, spiritual victories and/or difficulties, and prayer requests. Ask for volunteers among the learners to pray for those requests.



## 2. REVIEW OF PREVIOUS LESSON

Pass the review bag to various learners. Ask them to remove one item and tell how that item reminds them of something studied last week.

## 3. INTRODUCTION

Describe a situation where many people are in a building which suddenly catches fire. This building has many doors, but only one door leads to safety, the rest of the doors go to small storage areas. If someone makes a mistake and goes through the wrong door, he will not have time to try again. Discuss with the learners how this illustration is much like our situation in life. Emphasize the importance of choosing the right way of salvation.



### LESSON 2 OUTLINE

VA-5

#### THE TRUE WAY OF SALVATION

##### MAN'S CONDITION

- A. The Fact of Sin
- B. The Penalty of Sin
- C. Our Inability to Save Ourselves

##### GOD'S PROVISION


- D. The Love of God
- E. The Gift of God
- F. Our New Life

Our first "key" to spiritual growth is assurance. Today we begin studying "Assurance of the Way." Different religions teach that salvation is gained through a variety of ways. God's Word, the Bible, must be our authority rather than the teaching of any religion. Perhaps the clearest presentation of the Gospel is the letter which the apostle Paul wrote to the believers in Rome, the book of Romans. We will be studying six basic truths of salvation which Paul wrote in this book.

## 4. BIBLE LESSON

According to Genesis, the first book of the Bible, God created the first two people, Adam and Eve, and breathed into them the breath of life. Adam and Eve enjoyed intimate fellowship with God, until they rejected God's authority and believed Satan's lie.

**MAN'S CONDITION****A. The Fact of Sin – Romans 3:23**

 Lead the learners in reading Romans 3:10-11 and 3:23 and answering questions 1 and 2.

- |    |                      |
|----|----------------------|
| 1. | <i>No one</i>        |
| 2. | <i>All, everyone</i> |

Ask the learners to share some examples of sin. Explain that in God's eyes, both "big" and "little" sins are equally sin.

Ask someone to describe what is happening in the first Gospel drawing. (Each of us chose to disobey God and do what we wanted to do.)

\* \* \*

**ADDITIONAL SCRIPTURE**

Genesis 1-3 - The creation and fall of man

Romans 1 - Sin is a universal problem and causes God's wrath to be displayed.

Romans 5 - Man sins because he was born with a sin nature, inherited from Adam. We sin because we are sinners.

\* \* \*

**B. The Penalty of Sin – Romans 6:23a**

 Read this verse and Romans 5:18 and answer questions 3 and 4.

- |    |   |
|----|---|
| 3. | <i>Death</i>                              |
| 4. | <i>Condemnation for all men, judgment</i> |

Discuss briefly both physical death (separation of spirit/soul from the body) and spiritual death (eternal separation of the spirit/soul from God).

Ask someone to describe what is happening in the second Gospel drawing. (God is holy and cannot allow or overlook sin. God demands that sin be punished.)


\* \* \*

**ADDITIONAL SCRIPTURE**

Ephesians 2:1 - We are spiritually dead.  
 Isaiah 59:2 - We are separated from God due to sin.  
 2 Thessalonians 1:9 - Our punishment is eternal death.  
 James 1:15 - The ultimate result of sin is death.  
 Habakkuk 1:13 - God cannot allow sin in His presence.  
 Exodus 34:7 - God cannot overlook or ignore sin.  
 Ezekiel 18:4 - Sin must be punished.

\* \* \*

**C. Our Inability to Save Ourselves – Romans 3:20**

 Read Romans 3:20 and answer questions 5-6.

- |                          |
|--------------------------|
| 5. <i>No one</i>         |
| 6. <i>It condemns us</i> |

**CAN WE ESCAPE GOD'S JUDGMENT?****VA-6**

Briefly discuss the various attempts to earn salvation as portrayed in this visual. Your learners may have religious practices that they used to trust in. Point out that although these may not necessarily be wrong things to do, none of them can save us from eternal death.

Ask someone to describe what is happening in the third Gospel drawing. (Nothing that we can do is acceptable to God because we are sinners. Everything we do is stained with sin.)

\* \* \*


**ADDITIONAL SCRIPTURE**

Romans 10:1-3 - The Israelites were sincerely religious, but lost—being religious cannot save anyone.  
 Isaiah 64:6 - Our "good" deeds are filthy rags in God's sight.  
 Philippians 3:6-7 - Paul's testimony about the worthlessness of his "good" deeds.

\* \* \*

**GOD'S PROVISION**

**D. The Love of God – Romans 5:8**

 Read Romans 5:6-8 and answer question 7.

- 7 a. *We were still powerless to save ourselves*
- b. *We were still sinners*

\* \* \*




**ADDITIONAL SCRIPTURE**  
*Substitutionary Death of Christ*

- 1 Corinthians 15:3 - Christ died for our sins.
- 2 Corinthians 5:21 - The One with no sin became sin for us.
- 1 Peter 2:24 - Christ bore our sins in His body.

\* \* \*

Discuss the fourth Gospel drawing. (The person realizes that he is unable to save himself from eternal punishment. Even though we do deserve eternal death, God still loves us and sent His Son, Jesus Christ to take our punishment by dying on the cross as our substitute.)

**E. The Gift of God – Romans 6:23b**

 Read Romans 6:23, 3:22, and 3:28 and answer questions 8 -11.

- 8. *Eternal life*
- 9. *Through Jesus Christ our Lord*
- 10. *Through faith in Jesus Christ*
- 11. *By faith, not by observing or keeping the law*

Discuss with the learners the definitions of the words “justification” and “righteousness.” ***Justification*** is an act of a holy God who declares a sinner who has trusted Christ as his Savior “not guilty” because Christ has paid the penalty for that sinner’s sin. Through Christ’s payment of our sin, God sees us as if we had never sinned. ***Righteousness*** is a quality of God alone; it speaks of His holiness and justice. When a person trusts Christ as his Savior, God imputes or gives that person Christ’s righteousness making that person acceptable to a holy God.

Discuss the fifth Gospel drawing. (Salvation is totally a gift from God. We simply put our trust in Christ and what He did for us on the cross. God has promised to save those who trust Christ as their Savior.)



### ROMANS 6:23

**VA-7** Memorize the verse together by dividing the learners into two groups. Everyone says the reference, one group says the first half (bad news) and the other group says the second half (good news). Explain the underlined words.

death – both physical and spiritual (we are separated from God now and will be forever in hell)

eternal life – the life of God which believers have now and will enjoy forever in heaven

### F. Our New Life – Romans 6:11

Read Romans 6:11 and 19 and answer questions 12-13.

12. *Alive to God, no longer separated and spiritually dead*  
 13. *Slavery to righteousness leading to holiness*



### A NEW KIND OF LIFE

**VA-8** Explain that everyone is a slave, unbelievers are slaves to Satan and sin; believers are slaves to God and righteousness. Our lives show who our master is. (You and/or a learner could share a testimony of being enslaved by a habit, belief, or practice.) Believers are slaves of love and grace and we should lovingly obey our new Master who has forgiven us and given us eternal life.

Discuss the sixth Gospel drawing. Note that this is the exact opposite of the first drawing.

\* \* \*



#### ADDITIONAL PRACTICE/APPLICATION 2a

Mix up the six gospel drawings which you prepared. Let the learners put them in order and explain the Gospel message using the visuals and memory verse, Romans 6:23. Remind the learners that their families and friends may not yet understand God's one

way of salvation. God has commanded us to tell the Gospel message to everyone (Mark 16:15). Show them where these drawings are in their workbooks (page 49). Encourage all to practice using these six drawings and share the gospel with others.




**ADDITIONAL SCRIPTURE**

2 Corinthians 5:17 - Believers are new creations.  
Romans 6:1-4 - Believers are to live a new life.  
John 1:13 - Believers are born of God.


\* \* \*

**5. SUMMARY REVIEW QUIZ**

 Allow the learners to answer the questions together.

- a. *Eternal separation from God*
- b. *A relationship with God, sharing God's life*
- c. *By trusting the Lord Jesus and receiving His righteousness*
- d. *A changed lifestyle; obedience to God's Word*

**6. PERSONAL RESPONSE**

 Give them time to write their answer in their workbooks. Ask some to share their answer. If their answers reveal a trust in something other than Jesus Christ alone, correct this misunderstanding. (If someone is not yet saved, arrange a time to talk and share a salvation tract with him.) New believers could write in their Bibles the date they were saved.

**7. FAMILY ACTIVITY**

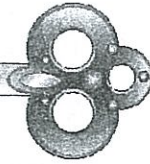
Encourage each person to do the activities in the workbook. Challenge them to share the Gospel especially with their own families through the Gospel drawings.

**8. CLOSING PRAYER**

Encourage believers to offer a brief one-sentence prayer of thanksgiving to God for the salvation He provided for them. Close in prayer, asking God's help for each one to prepare to share this wonderful Gospel with others this week, especially to their families.

Key 1

**ASSURANCE**  
Assurance of the Way



**B**EWARE OF COUNTERFEIT MESSAGES  
OF SALVATION

### GOALS

1. The learner will discover that there is only one true way of salvation and all other "ways" lead to eternal punishment.
2. The learner will:
  - ◆ determine to compare all "new teachings" about salvation with the Bible;
  - ◆ memorize John 14:6 and explain it to his family.

### ADDITIONAL MATERIALS NEEDED

1. Review of Previous Lesson: The six gospel drawings that you prepared for last lesson.
2. Optional Object Lesson 3a- two clear bottles, both labeled "water." Put water in one, and muriatic acid or some other poisonous liquid in the other. (Or use a fake peso bill or fake medicine.)

### LESSON OUTLINE

#### 1. SHARE AND PRAYER TIME

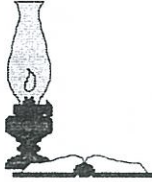
- a. Ask each person to share which radio/T.V. advertisement best depicts their week and why.
- b. Ask if any had an opportunity to share the Gospel with their family and/or friends. If so, encourage them to share their experience.
- c. Allow time for praying together for shared requests.

## 2. REVIEW OF PREVIOUS LESSON

Scramble the six gospel drawings from last lesson and ask the learners to arrange them in their proper order and explain the true gospel message using these drawings.

## 3. INTRODUCTION

\* \* \*



### OPTIONAL OBJECT LESSON 3a

Show the two bottles of "water." Allow the learners to discuss the answers to such questions as: "What is in these two bottles? Are you sure?" Explain that one contains water and the other poison. Obviously it is very important for us to be sure which one is true and which one is false before we drink.

\* \* \*

There are many different religions around us. All of them say that they teach the right way of salvation. Can all of them be right? If not, how can we know which is the right one? What happens if we believe the wrong message? We will be finding the answers to these questions in our discipleship class today.



VA-9

### LESSON 3 OUTLINE

#### BEWARE OF COUNTERFEIT MESSAGES OF SALVATION


- A. The Source of Counterfeit Messages of Salvation
- B. The Source of the True Message of Salvation
- C. The Only Source of Salvation

We continue studying "Assurance of the Way." We will find out how we can be sure that the way of salvation we believe is the right way.




#### 4. BIBLE LESSON

##### A. The Source of Counterfeit Messages of Salvation

 Very soon after the Lord Jesus returned to heaven, conflicting messages of salvation began to be taught. The apostle Peter, one of the leaders of the church at that time, used very strong language to warn the new believers about false teachers. Read the verses from 2 Peter printed in the workbook. Using those verses, discuss the answers to questions 1-4 and allow time for the learners to write the answers in their workbooks.

1. *False teachers, leaders of false religions*
2. *They make them up, they come from man's thinking*
3. *They will be destroyed and condemned, punished*
4. *People who are just escaping from a false religion, new believers in Jesus Christ*

One group of believers who were affected by false teachers was in the province of Galatia. The apostle Paul had been the first one to preach the Gospel in this province. After Paul left, some began to teach another way of salvation which did not agree with Paul's teaching. Paul wrote them a letter to help them discern which message of salvation (or which Gospel) was right. Let's see what he said about these false teachers.

 Read Galatians 1:6-9 with the class and answer questions 5-6 in their workbook.

- 5a. *To throw new believers into confusion, to confuse the believers*
- b. *To pervert or change the Gospel of Christ*
6. *He should be and will be eternally condemned*

The word "Gospel" means good news. Paul says that the false message of salvation was not a Gospel (good news). Briefly stated, the false teachers taught that a person must obey the Old Testament law in order to be saved. The word "pervert" means to change something into an opposite meaning. These false teachers were changing the Gospel of grace (salvation through faith in Jesus Christ) into a gospel of works (salvation through keeping the Law of Moses).



## COUNTERFEIT MESSAGE

**VA-10** Often false teachers assure their listeners that their message is from the Bible. False teachers use the Bible. However, they add other teaching that come from man's thinking. For example, "trust in Christ and do this, don't do that, etc." Or "trust Christ and be baptized," or "trust Christ and don't smoke, don't drink, don't go to movies," etc. At times, false teachers also use other sources of authority in addition to the Bible. Often false teachers look very nice on the outside and seem like very kind and sincere people. But God sees their motives, deception, greed, boastful words, lustful desires, etc. The false teachers' message if obeyed, will lead to confusion and hell or eternal punishment. (Be careful about attacking false teachers and religions by name. If names are mentioned, discuss the false teaching rather than personalities.)

If you are a new believer in Christ, you especially are in danger of being confused by false teachers. Therefore it is important that we know the true message of salvation.

### B. The Source of the True Message of Salvation

 Read what Paul wrote in Galatians 1:11-12 and answer questions 7-9 in the workbook.

- |     |  |
|-----|--|
| 7a. | <i>It was not man-made</i>                                 |
| b.  | <i>He did not receive it from any person (human being)</i> |
| c.  | <i>No person taught it to him</i>                          |
| 8.  | <i>By revelation</i>                                       |
| 9.  | <i>Jesus Christ</i>  |

**Further Explanation:** God chose to reveal the truth to Paul through a supernatural way such as a vision. God then confirmed that the message Paul received was correct through the endorsement of the apostles who had been taught the message by Christ Himself. Some religions claim that their founder was given a message from God through similar means. However, Paul makes it clear that all messages (even those coming through such supernatural means as an angel) must be in agreement with God's written Word. If not, no matter how supernatural they may claim to be, they are not from God. You may want to discuss with your class some cults and/or

false teachers that are currently in your area. Help them evaluate their teaching according to the six truths that were studied last week from the book of Romans.




### TRUE MESSAGE

**VA-11** The true message of salvation comes from God and has been carefully and clearly recorded in the Bible by Paul and others.

Paul taught that faith in Jesus Christ alone (plus nothing) brings salvation. Nothing else including baptism, good works, keeping the ten commandments, church membership, etc. are prerequisites to salvation. (Hebrews 4:2 warns that hearing the true message of salvation without mixing it or combining it with faith does not result in salvation.) If we receive by faith the true message of salvation, God promises salvation, an assurance that we belong to Him, that we will go to heaven, and much more.

### C. The Only Source of Salvation

 Read John 14:6 and discuss the answers to questions 10-12 and allow them time to write the answers in their workbook.

10. *Jesus, the Son of God*
  11. *Only one way*
  12. *No*



### JOHN 14:6

**VA-12** Memorize this verse together. Explain the underlined words:


way – way to God, the way of salvation

truth – source of truth about everything, including salvation

life – source of life, physical (as Creator) and spiritual

the Father – God the Father in heaven


If appropriate, you may want your learners to shout certain words for emphasis. For example, the words “*the way*,” “*the truth*,” and “*the life*” as a reminder that there is only one true way, truth, and life. Also shout the words “*no one*,” as a reminder that false teachers will not go to heaven unless they repent and believe in Jesus.

**ADDITIONAL SCRIPTURE**

John 17:3 Jesus Christ alone is eternal life

Acts 4:12 There is salvation only in Jesus


**5. SUMMARY REVIEW QUIZ**

 Discuss each question and allow the learners to write the correct answers in their workbook. Be sure to discuss with them why they chose to answer the way they did.

a. <i>False</i>	c. <i>False</i>
b. <i>True</i>	d. <i>True</i>

**6. PERSONAL RESPONSE**

You may want to return to the object lesson and ask “Why is it important that we know which bottle is telling the truth?” (If we drink the poison, we could die.) Why is it important that we know which way of salvation is the truth? (Following the wrong way will lead to eternal death.)


 Allow time for the learners to complete the Personal Response in the workbook. Ask for volunteers to share what they wrote. Some suggested commitments: studying the Word of God, comparing the new message with the six truths from last lesson, checking with other believers to see if a message they’ve heard is correct, etc.

**7. FAMILY ACTIVITY**

Read through the activities listed in the workbook and encourage them to do them together as a family this week.

**8. CLOSING PRAYER**

Lead the learners in prayer, thanking God that He has given us the Bible so that we can be sure which way of salvation is the true way. Ask His help to share what we have learned with others.



## GOALS

1. The learner will discover that assurance of eternal life is based on fact—the fact that God is faithful and will keep His promises.
2. The learner will:
  - ◆ gain personal assurance that he has eternal life through trusting God and His promises;
  - ◆ memorize John 5:24 and explain it to his family.

## ADDITIONAL MATERIALS NEEDED

1. Optional Object Lessons 4a and 4b – Make VA-14 into an actual puzzle. Cut out a piece of corrugated cardboard the same size as the visual aid. Photocopy VA-14 and paste it to the cardboard. Cover it with clear tape or plastic. Cut along the central “puzzle piece line” making a two-piece puzzle.
2. Optional Object Lesson 4c – Draw a variety of common facial expressions of emotions on wide tape. Cut out each face and tape them randomly on a ball (i.e. small basketball). For example:
   
☺ ☹ ☹

## LESSON OUTLINE

### 1. SHARE AND PRAYER TIME

- a. Encourage each learner to describe this past week by a facial expression—either dramatize it or draw it. Briefly tell why he chose that expression.
- b. Encourage the learners to share about their “Family Activity.” Ask them to recite 1 Peter 2:2-3, John 14:6, and Romans 6:23.

Paul's Testimony (Family Activity)  
Correct order: 4, 2, 7, 3, 6, 1, 5

## 2. REVIEW OF PREVIOUS LESSON

Until all learners have had an opportunity, continue to ask one person per week to practice sharing the Gospel using the six Gospel drawings.

## 3. INTRODUCTION

Describe a situation where an abandoned child is transferred into a new family. Before that child will begin to function as a family member, what must happen? Until that child is sure that he is part of his new family, he probably won't adjust well. This is also true of believers in the Lord Jesus Christ. Until a believer is sure, or has assurance that he truly belongs to God's family, it will be difficult for him to grow in his spiritual life. That's why it is very important that you be sure that you have eternal life and are part of God's family.



### LESSON 4 OUTLINE

VA-13


#### SECURE IN GOD

- A. Assurance is Based on God's Faithfulness
- B. Assurance is Accepted by Faith in God and His Promises
- C. Assurance is Given by the Holy Spirit

## 4. BIBLE LESSON

### A. Assurance is Based on God's Faithfulness


#### God, The Promiser

 It is possible for a person to be sure that he is saved because of who God is. What is God, the one who promised, like? Ask someone to read Numbers 23:19 (printed in the workbook) and answer questions 1 and 2.

- 1a. *He will not lie*
- b. *He will not change His mind*
- 2a. *He will do what He said He would*
- b. *He will fulfill His promises*


**Further explanation:** Several Old Testament narratives (especially the older translations of the Bible) record that God changed His mind or "repented" (Exodus 32:14, 2 Samuel 24:16, Jonah 3:10, etc.). A close study of these narratives will reveal that God did not change His principles or standards. He continued to be true to His nature (merciful, forgiving, etc.), and His Word (obedience brings blessing; disobedience brings discipline, etc.).

### Some of God's Promises

 A basic characteristic of God is His faithfulness. He is absolutely trustworthy. It is impossible for Him to be otherwise. Look at a few of the promises that this faithful God has made. Read 1 John 5:10-13 and answer questions 3-6.

- 3. *In God's Son, Jesus Christ*
- 4. *The person who has the Son of God*
- 5. *They have eternal life*
- 6. *No. Because God is faithful, He cannot lie*

Those who have the Son of God are those who have received Him as their Savior through faith. At the moment of salvation, Christ, through His Spirit, comes to live in the believer. God promises that the person who has the Son of God has eternal life. The apostle John wrote this so that believers in Christ can KNOW (be sure) that they have eternal life. Such certainty is possible because God is faithful and will keep His promises.

 Let's look at another promise, one that Jesus Christ Himself made. Read John 10:28-30 and answer questions 7-8.

- 7a. *They will never perish*
- b. *No one can snatch them out of Christ's hand*
- 8. *No*

To illustrate these verses, grasp a small object (piece of chalk, coin, etc.) in one hand. This illustrates a believer in Christ's hand. He promised that no one can take us out of His hand. Then put


your other hand over your first hand and hold it tight. Your second hand represents the Father's hand and His promise that no one will be able to remove us from His hand. Believers have double protection, double promises!



**GOD'S FAITHFULNESS; GOD'S PROMISES**

**VA-14** The truth upon which we can base our assurance is that God is faithful and will keep His promises. A promise is only as good as the person who makes the promise. A promise made by an untrustworthy person is worth nothing.

\*\*\*



**OPTIONAL OBJECT LESSON 4a**

As you talk about God's faithfulness (questions 1 and 2), show the first piece of the puzzle you have made from VA-14. A person's faithfulness is proven by his actions/words. God has made many promises and all of Scripture and life proves His faithfulness. Show the second piece. Promises are only worth as much as the person who makes those promises (questions 3-8). Then put the two pieces together and emphasize that this is the truth upon which our assurance is based, God is faithful and will fulfill His promises.



**ADDITIONAL SCRIPTURE**

**God's faithfulness:** Titus 1:1-2, Hebrews 6:17-18, 2 Corinthians 1:18-20

**God's promises:** John 1:11-13, Romans 8:15-16, Ephesians 1:13-14, Romans 8:35-39


\*\*\*

**Further explanation:** There are Scriptures which seem to contradict the teaching that once a person is "in Christ," he cannot be "snatched" out (Hebrews 6:4-11, 10:26-31, etc.). The interpretation depends upon whom these passages are written to. Three common views include 1) true Christians (meaning one can lose his salvation), 2) those considering becoming Christians (as a warning not to turn back), and 3) professing (but not true) Christians (meaning that their turning away shows they were not genuine). Since Scripture cannot contradict itself, one must accept an interpretation that agrees and complements the whole of Scripture. It is the publisher's conviction that the whole of Scripture teaches that a true believer cannot "lose his salvation." These difficult



passages must then be addressing those who are not truly saved, even though they totally understood the message, made a profession of salvation and even perhaps lived like a believer for a time.

## B. Assurance is Accepted by Faith in God and His Promises

 The faithful God has made many promises. Just as we were saved through faith in Christ, we receive assurance of eternal life through faith—faith in God’s faithfulness and promises. Let’s look at just one of His promises and see how believing this promise will give us assurance. Read John 5:24 and answer questions 9-13.

- 9a. *Hear or listen to Christ’s words*  
 b. *Believe him who sent Christ—the Father*  
 10. *(personal answer)*  
 11. *(personal answer)*  
 12a. *I have eternal life (present reality, here and now)*  
 b. *I will not be condemned (future, a certain hope)*  
 c. *I have crossed over from death to life (past event, already happened)*  
 13. *Yes*



### JOHN 5:24

**VA-15** Memorize this verse as a class. Explain the underlined words:

my word – The Gospel, the message of salvation

him who sent me – God, the Father, believing that God sent Jesus to be our Savior

condemned – punished for his sins, be separated from God for eternity

crossed over – He no longer belongs to death or Satan but has joined a new family, a new position—a new life

Divide your class into two groups. All say the reference, then each group says a phrase:


*Group #1* - “I tell you the truth,”

*Group #2* - “whoever hears my word and believes him who sent me,”

Group #1 - "has eternal life and will not be condemned;"

Group #2 - "he has crossed over from death to life."

\*\*\*



**OPTIONAL OBJECT LESSON 4b**

As an illustration of faith, put the completed puzzle (God's faithfulness and God's promises) on the floor. Step onto it with both feet and quote John 5:24. Then say something like, "I believe God is faithful and I believe He will keep His promises in John 5:24. Therefore, I am sure that I have eternal life, I will not be condemned, and I have crossed over from death to life." Faith is like stepping on this "foundation." It is simply trusting God and His promises, believing that God will do what He promised He would do.




**ADDITIONAL SCRIPTURES**

**Salvation promises:** John 1:12, John 3:16, John 3:36, John 6:47, Acts 16:31, Romans 10:13


\*\*\*

**C. Assurance is Given by the Holy Spirit**

 Read Romans 8:15-16 and answer questions 14-15.

- 14. *The Spirit of sonship, Spirit of adoption*
- 15. *That we are God's children*

If a person is truly saved, he is a child of God and God is his Father. God's Holy Spirit lives in that person and will confirm or testify with that person's spirit that he is truly a child of God.

 Often the Holy Spirit's assurance produces great joy and peace. Let's look at a family who experienced those emotions. Read Acts 16:25-34 and answer questions 16-19. (If possible, read the entire story, Acts 16:16-40.)

- 16. *What must I do to be saved?*
- 17. *Believe in the Lord Jesus*
- 18. *Yes*
- 19. *He and his whole family were filled with joy*

The Holy Spirit can use our emotions to give us assurance. However, other influences and outward circumstances can also affect our emotions. Therefore, we must be cautious about trusting

our emotions to give us assurance that we have eternal life. The foundation of assurance of eternal life must be God's faithfulness and His promises. As we trust God and His promises, the Holy Spirit will confirm that we are God's children. However, even if feelings are temporarily absent, the facts (God and His promises) do not change.



### ASSURANCE COMES FROM GOD

**VA-16** God is faithful, He cannot change. God the Father promises that those who trust His Son as Savior will receive eternal life. God the Son fulfills that promise and gives eternal life to those who trust Him. God the Holy Spirit (represented by a dove) then witnesses (gives confirmation) with their spirit that what God promised has happened—they have eternal life.

\* \* \*


#### OPTIONAL OBJECT LESSON 4c



Show the "ball of emotions" which you prepared. As you talk about our changeable emotions, roll the ball around, and notice the emotions that surface and then are replaced by another emotion. Ask someone if they would like to stand on the ball. Of course not, it's unsteady. In contrast, stand again on the "foundation" of God's faithfulness and His promises and talk about how sturdy the foundation is. Hold the ball as you stand on the "foundation" and talk about how the Holy Spirit will also give an assurance which often expresses itself as joy in our emotions. But even if those emotions are temporarily absent, the basis or foundation of assurance remains the same.

\* \* \*


## 5. SUMMARY REVIEW QUIZ

 The class should answer questions a-c as a group.

- a. *God is faithful and will keep His promises.*
- b. *Believe in the faithful God and in His Word, trust His promises*
- c. *He testifies with our spirit that we are God's children; sometimes He gives the emotions of joy, peace, etc.*
- d. *(personal answer)*
- e. *(personal answer)*

Give time for each to answer questions “d” and “e” individually. Ask some to share their answers. Try to help each one base his assurance on God and His promises.

**6. PERSONAL RESPONSE**

 Warn the learners there will be times when they are tempted to doubt if they have eternal life. That is Satan’s work. Help them choose a verse (promise) on which they will base their assurance of salvation. Suggested verses include John 1:12, John 3:16, John 3:36, John 6:47, Acts 16:31, Romans 10:13. Plan what other steps they will take to fight the temptation (pray, review this lesson, talk to another believer, etc.).

**7. FAMILY ACTIVITY**

Briefly discuss the suggested activities in the workbook and encourage them to complete these with their families.

**8. CLOSING PRAYER**

Allow time for some to thank God for His faithfulness, His promises, and His eternal life that He has given to them. You or your co-teacher could close in prayer asking God to help each one to trust God and His promises in times of doubt.



**S**  
**IN AND THE BELIEVER'S RELATIONSHIP**  
**TO GOD**

**GOALS**

1. The learner will discover that a believer can live a pure life, but if he sins, his relationship to God is not destroyed.
2. The learner will:
  - ◆ express thankfulness for the assurance that the penalty for all of his sins was covered by Christ's death on the cross;
  - ◆ memorize Romans 8:1 and explain it to his family.

**ADDITIONAL MATERIALS NEEDED**

1. The 2-piece assurance puzzle and ball from last lesson (if you used the 3-part object lesson).
2. Optional Object Lesson 5a - One dark colored and one white or light colored robe/jacket, a sign saying "In Adam" pinned to the darker jacket and a sign saying "In Christ" attached to the white jacket, a rope or something as a divider.

**LESSON OUTLINE**

**1. SHARE AND PRAYER TIME**

- a. Ask each learner to indicate how his family life has been this past week by clapping: three claps if it's been a good week for the family, two claps if it's been an average week, one clap if it's been a hard week for the family. Encourage any who want to share further to do so. Pray for the situations that have been mentioned.

- b. Encourage the learners to share about their "Family Activity," especially about some of the promises the family made or talked about. Ask them to recite the previous four memory verses.

## 2. REVIEW OF PREVIOUS LESSON

If you used the object lesson during your previous lesson, give the various objects (2-piece puzzle and ball) to one or more learners and ask them to review the last lesson.

## 3. INTRODUCTION

Ask, "Can a true believer still sin? Is it possible for a true believer to live a sinless life? What happens if a believer does sin?" Discuss their answers. Various religions give different answers to these questions. Today we will study God's answers to these questions.



VA-17


### LESSON 5 OUTLINE

#### SIN AND THE BELIEVER'S RELATIONSHIP TO GOD

- A. The Problem of Sin in a Believer's Life
- B. The Believer's Relationship to God if He Sins


## 4. BIBLE LESSON

### A. The Problem of Sin in a Believer's Life

 Read 1 John 1:8-10 and answer questions 1-2.

1. *Yes*
- 2a. *He makes God a liar*
- b. *God's Word has no place in his life (he doesn't believe His Word)*

Unfortunately, believers can sin and still commit sin. But a believer has a different attitude toward sin in his life than he had before becoming a believer. As an example of a believer who sinned, introduce the Old Testament King David. God called him a "man after God's own heart." However, Scripture records at least two times that this man of God sinned.

 Ask a learner to read part of David's prayer of confession to God, Psalm 32:3-5 (as per workbook) and answer questions 3-4.

3. *Physical pain, continual groaning because of guilt, loss of strength*  
 4. *Acknowledge and confess his sin, stop covering it up*

True believers will be uncomfortable with sin in their lives. Their sin will cause guilt and even physical pain, especially if they try to ignore it or pretend it didn't happen. There will be a desire to confess sin and seek forgiveness from God.


\* \* \*



#### ADDITIONAL SCRIPTURES


- Psalm 38:1-8, 17-18  
 Psalm 139:23-24  
 Proverbs 28:13  
 Psalm 10:1-11 – Attitude of the ungodly toward sin
- } Attitude of the believers toward sin

\* \* \*

 Can a believer live a life free from sin? Can a believer stop sinning? Read 1 John 3:6-9 and answer questions 5-6.

5. *Those who live in Christ, who know Him, who have been born of God (believers)*  
 6. *They have been born of God, His seed remains in them*

The word "seed" refers to the male sperm which carries the father's characteristics to the child. Our Heavenly Father is holy and His children have the ability, through His Spirit, to refuse to sin. The words "cannot go on sinning" does not mean that a person will never sin again, but rather that his life should be characterized by righteousness, rather than by sin (verse 7). (See also 1 John 2:1-2.)

 The book of Romans also talks about the believer's ability to live a righteous life. Read Romans 6:6-7 and answer questions 7-8.

7. *It was crucified with Christ*  
 8. *He is no longer a slave to sin; a believer does not have to sin, he can refuse to sin and can live a holy life*

A NIV footnote explains that “done away with” could also be translated “rendered powerless.” Christ’s crucifixion freed believers from being under the control of their “old self” or sin nature. When we trusted Christ as Savior, we identified ourselves with Christ and with His death. In Christ, we also died to sin. Believers now have the ability by Christ’s power, to live a life of righteousness.

\* \* \*



**ADDITIONAL SCRIPTURE**


2 Corinthians 5:17 – All things are new, old things have passed away

Romans 8 – Believers’ lives should be characterized by obedience and victory over sin; they are now under the control of the Holy Spirit

\* \* \*

**B. The Believer’s Relationship to God if He Sins**

When a believer sins, is he still a child of God? Is he still saved from punishment or will he be punished for sin? Has the penalty (punishment) for a believer’s sin already been paid or does the believer have to pay for it? The book of Hebrews teaches much about what Christ’s death accomplished.

 Read Hebrews 10:10-14 and answer questions 9-10.

- 9. *We have been made holy, He has made us perfect*
  - 10. *All sin (past, present, and future)*

Verse 10 says that believers in Jesus Christ “have been made holy” while verse 14 says we “are being made holy.” God sees the “end product” and thus sees us as already holy even though at the present time, we are still being made holy.




**CHRIST DIED FOR ALL SIN**

**VA-18** Because of Christ’s death, all of our sin (past, present, and future) has been punished and therefore forgiven. Even though a believer sometimes sins, the penalty or punishment for that sin has already been paid for by Christ’s once-for-all death.



The believer will not be required to suffer the penalty because Christ has already been punished for that sin. Forgiveness for all sin, past, present, and future, is part of the gift of salvation to all who trust Christ as Savior.


 Read Romans 8:1 and 38-39 and answer questions 11-12.

11. *There is no condemnation, no punishment*

12. *Nothing, not even sin*

Both Romans 8:1 and 39 use the phrase "in Christ Jesus." Spend some time discussing what this means. The following object lesson may help to explain the concept.

\* \* \*



#### OPTIONAL OBJECT LESSON 5a

Lay a divider (rope, etc.) on the floor to designate two sides. Ask a volunteer to stand on one side. Put the dark colored robe on him titled "In Adam." Explain that we are born as children of Adam. We inherited Adam's sin nature and therefore were already condemned (Romans 5:12, 15-21). Ask your volunteer to step over to the other side, replace the first robe with the light colored robe and sign "In Christ." (You may want to refer to John 5:24, crossing from death to life.) Explain that when a person trusts Christ as Savior, He is transferred from Adam's family to God's family. He now is "in Christ" and has received from Christ His righteous nature. Christ's righteousness is transferred to him. When God looks at His children, He sees them clothed with Christ's righteousness.



#### ADDITIONAL SCRIPTURE

In Christ, I am accepted:

Ephesians 1:1 – I am a saint

Ephesians 1:5 – I am an adopted child of God

Colossians 2:10 – I am complete in Christ

In Christ, I am secure:

2 Corinthians 1:21,22 – I have been established, anointed, and sealed by God

Colossians 3:3 - I am hidden with Christ in God

1 John 5:18 – I am born of God; the evil one cannot touch me

In Christ, I am significant:

1 Corinthians 3:16 – I am God's temple

Ephesians 2:6 – I am seated with Christ in the heavenly realm

Ephesians 3:12 – I may approach God with freedom and confidence

(Adapted from Neil Anderson, Robert Saucy, *The Common Made Holy*, (Oregon: Harvest House Publications, 1997), p. 75.

\* \* \*

**ROMANS 8:1****VA-19** Memorize the verse together, emphasizing the words “no condemnation.” Explain the underlined words:condemnation - verdict of “guilty” that deserves punishmentin Christ Jesus – believers in Jesus Christ, those who are represented before God by Jesus Christ


Even though God has made provision for His child who sins, this in no way gives a believer the freedom or right to sin. God continues to hate sin. He has made a way through His indwelling Holy Spirit for us to overcome sin and live a life that is characterized by righteousness. Read with your class 1 Thessalonians 4:3-8 and answer question 13.

*13a. Be sanctified**b. Avoid sexual immorality**c. Control his body honorably**d. Not wrong his brother**e. Not take advantage of others**f. To live a holy life***SIN AND THE FAMILY RELATIONSHIP**

**VA-20** There are two aspects or two sides of a believer's relationship to God: 1) his permanent relationship as His child and 2) his day-by-day fellowship with Him. (See illustration in workbook.) A biological family is a good illustration of these two aspects of relationship. The child in this picture is disobeying by stealing money. Is this child still a member of the family? Will the parents disown him because of his sin? No. (This is the aspect of relationship that we have focused on during this lesson.) However, what will happen to the relationship or fellowship because of the child's sin? There will be disappointment and sadness on


the part of the parents. There will be guilt, fear of punishment, and strained communication on the part of the child. We will discuss this aspect of relationship next week.

## 5. SUMMARY REVIEW QUIZ

 Allow the learners to answer the questions as a group.

- a. *Guilt, grief, even physical pain*
- b. *Still secure, unchanged*
- c. *Holiness and righteousness*
- d. *Because God's seed remains in Him, the Holy Spirit lives in him and can enable him to live a holy life*
- e. *Because Christ has already been punished for ALL our sin; the penalty for our sin is already paid for.*
- f. *There is no condemnation, they will never be punished for their sin*

## 6. PERSONAL RESPONSE

 God's gift of salvation is complete and eternal. Christ suffered the punishment for all of our sins and has removed all condemnation from His children. Encourage the learners to write a short prayer of thanksgiving to God for the wonderful salvation He has given to them. Part of our gratitude should also be evident in our daily lifestyle. With that in mind, encourage them to commit themselves to a lifestyle that is pleasing to their Savior.

## 7. FAMILY ACTIVITY

Briefly look over the suggested activities listed in the workbook. Continue to encourage them to find time to spend with their families talking about spiritual truths.

## 8. CLOSING PRAYER

Encourage the learners to read the prayers of thanksgiving that they have written as part of your closing prayer.



**SIN AND THE BELIEVER'S FELLOWSHIP  
WITH GOD**

**GOALS**

1. The learner will discover that sin breaks fellowship with God and confession restores that fellowship.
2. The learner will:
  - ◆ confess any known sin to God and determine to do so daily;
  - ◆ memorize 1 John 1:9 and explain it to his family.

**ADDITIONAL MATERIALS NEEDED**

1. Review: Prepare a matching game to review some of the doctrines from the last lesson. Write each half sentence on a separate piece of paper. Scramble the papers and let your learners work together putting them in the correct order.

A believer is no longer	a slave to sin.
Believers should and can	live a holy life.
The lifestyle of a believer	should be characterized by holiness.
When a believer sins	he experiences great pain and guilt.
A believer's relationship as God's child	is not destroyed by sin.
Because Christ paid the penalty for all sin	believers will never be condemned by God.
Because believers are "in Christ"	God sees Christ's righteousness in them.

2. Introduction - VA-20
3. Optional Object Lesson 6a - A bag with some household garbage, a dirty tin can, vegetable/fruit peelings, etc.

**LESSON OUTLINE****1. SHARE AND PRAYER TIME**

- a. Ask each learner to name a color which best describes their week and briefly explain why.
- b. Ask if any had an opportunity to share the reason why they are sure they are saved. Review the previous five memory verses.
- c. Pray together about matters which were mentioned in the sharing time.

**2. REVIEW OF THE PREVIOUS LESSON**

Lesson 5 focused on some very important and often misunderstood doctrines. Take some time to review those truths again. As part of your review, play the matching game described above under "Additional Materials Needed."

**3. INTRODUCTION**

**VA-20** Review the fact that a child is still part of the family even though he has disobeyed. But, there are consequences for the disobedience.

**LESSON 6 OUTLINE****VA-21**

**SIN AND THE BELIEVER'S FELLOWSHIP  
WITH GOD**

- A. The Result of Sin in a Believer's Life
- B. The Restoration of Fellowship
- C. The Consequences of Unconfessed Sin

Read the three truths that the lesson will focus on.

**4. BIBLE LESSON****A. The Result of Sin in a Believer's Life**

Read 1 John 1:5-7 and answer questions 1-3.

1. *Pure light, no darkness, holy, free from sin*
2. *We must live in the light, keep our lives free from sin*
3. *By walking in the darkness, by sinning*




### **SIN BREAKS FELLOWSHIP (NOT RELATIONSHIP)**

**VA-22**

In a biological family, sin/disobedience breaks or interrupts the enjoyment of the relationship both for the parent and the child. The relationship as parent/child remains, but neither one is able to enjoy that relationship. So it is with our enjoyment of our relationship with our Heavenly Father.

#### **B. The Restoration of Fellowship**

 But how can fellowship/communication or enjoyment of a relationship be restored after sin has broken it? Read 1 John 1:9 and answer questions 4-5.

4. *Confess or acknowledge his sin*
- 5a. *Forgive us our sin*
- b. *Cleanse us from all unrighteousness*



### **CONFESSION RESTORES FELLOWSHIP**

**VA-23**

As in a biological family situation, confession opens the way for a restoration of fellowship, or the enjoyment of the relationship. True confession is agreeing with God that one has sinned, to declare oneself guilty. We should avoid generalities and vague confession such as “please forgive me of any sin that I may have done today.” Instead specific sins should be named. True confession is accompanied with sorrow and shame for the sin committed as well as a desire to turn away from it. According to 1 John 1:9, as soon as we confess our sin, God will fully and freely forgive us, clean away all our sin, and restore us to fellowship with Him.



#### **1 JOHN 1:9**

**VA-24**

Memorize the verse together. Divide your learners into two groups. This verse divides into four natural phrases:

*Group #1:* “If we confess our sins,” (emphasize the word “if”—it’s a conditional promise, we must do our part first)

*Group #2:* “he is faithful and just”

*Group #1:* “and will forgive us our sins” (emphasize the word “will”—it’s a promise God will surely keep)


*Group #2:* “and purify us from all unrighteousness” (emphasize the word “all”—this is part of God’s promise)

Explain the underlined words of this verse:

confess – name or admit our sin (see above for more)


faithful and just – God will respond according to His nature, He will abide by his commitment to be gracious. He will do the right (just) thing of forgiving because the penalty for the sin that has been confessed has already been paid for by Christ’s death. (He would be unjust to punish us for a sin that is already paid for.)

purify – removing the sin from our heart/life, cleaning our lives from that guilt. Forgiveness takes place in God’s heart while purifying takes places in our hearts.

 To whom should we confess our sins? Some religions teach that confession must be made to a certain person in order to receive forgiveness. Read Psalm 32:5 (from workbook) and answer questions 6-7.

- |    |                      |
|----|----------------------|
| 6. | God                  |
| 7. | God forgave his sins |


Ultimately all sin is against God. God also requires that we settle our differences with our fellowman. If we sin against someone else, we must confess that sin to them, ask for forgiveness, and make things right.

 Can we be certain that God will forgive our sin if we confess it to Him? Review 1 John 1:9 again and emphasize that this is a promise from the God who cannot lie or change His mind. Read Psalm 86:5 (printed in the workbook) and answer questions 8-9.

8. *Forgiving, good, abounding in love, responsive to those who call*  
 9. *Those who call on the Lord, who acknowledge, interact and communicate with Him*

Emphasize again that God wants His children to have assurance that their sins are forgiven as soon as the sin is confessed. To continue to feel guilty after a sin has been confessed is to distrust God and believe Satan's lie. An assurance of God's forgiveness does not depend upon feelings but upon God's Word. Once we have confessed our sin to God, we must believe God's Word that we have been forgiven.

### C. The Consequences of Unconfessed Sin

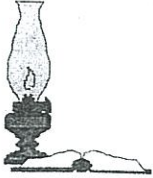
 God's promise of forgiveness will be enjoyed only by those who confess their sin. God will not force us to confess sin. If a believer chooses to cover, deny, ignore, or hold on to sin rather than confess it, what happens? We'll only look at a few of the consequences for a believer who refuses to confess and forsake sin. Read Isaiah 59:1-2, Ephesians 4:29-32, and Hebrews 12:7-11 and answer questions 10-13.

10. *God will not listen to our prayers, He will hide His face (His favor) from us*  
 11. *The Holy Spirit is grieved*  
 12. *As His son*  
 13. *For our good, that we may share in His holiness*

Just as a parent is saddened and disappointed when a child disobeys and refuses to admit that he has done wrong, God is grieved and sorrowful. He longs to have unbroken fellowship with His children but is hindered by their sin. The discipline mentioned in Hebrews is not punishment for a crime, but rather loving and wise correction for the purpose of making us more like His Son, the Lord Jesus Christ. If we respond positively to His discipline, we will enjoy closer fellowship with Him—for our good. God is merciful. Even if we have unconfessed sin, He will continue to take care of us as His children.



\* \* \*

**OPTIONAL OBJECT LESSON 6a**

Discuss their impression of the garbage bag you brought. Would they enjoy a friendship with you if you always carried a bag of garbage? We all have garbage from time to time in our homes, but a responsible person will properly discard it as soon as possible. That is how we should deal with sin. Unconfessed sin not only affects our fellowship with God, it also affects us and those around us. Just as neglected garbage smells bad, attracts flies, mosquitoes, rats, etc., unconfessed sin does great harm in a person's life and relationships. It will cause bad attitudes, unthankfulness, and a lack of spiritual energy to resist temptation. Just as a garbage pile inevitably attracts more garbage, unconfessed sin results in more sin. For example, you tell a lie. If you refuse to confess that lie, you will soon be telling more lies to cover up your original lie. One sin leads to another.

**ADDITIONAL SCRIPTURE**


Matthew 12:36 – We will have to confess every careless word—but how much better to confess it now and enjoy our fellowship with Christ

Romans 14:10-12 – All believers will have to give an account for their lives, which includes sin they failed to confess and forsake.

1 Corinthians 4:5 – Every hidden sin will be exposed at the judgment seat of Christ—let's not wait but confess it now and enjoy intimate fellowship with God now.


\* \* \*

**5. SUMMARY REVIEW QUIZ**

 Let the learners answer the questions as a group. Make sure that they have a Bible-based assurance that confessed sin is forgiven and fellowship is restored—according to God's promise.

- a. *The fellowship is broken or interrupted, he is unable to enjoy the relationship*
- b. *By confessing his sin to God, naming the sin and being willing to forsake it*
- c. *Yes. Because God has promised He will forgive confessed sin. God cannot lie or change His mind.*
- d. *Broken fellowship, unanswered prayer, the Holy Spirit is grieved, the believer is disciplined, and he will be ashamed when he meets the Lord.*

## 6. PERSONAL RESPONSE

 Allow a time of silent prayer for confession of sin. Encourage each one to make a commitment to an immediate confession of sin. Some suggested actions would be: 1) a daily practice (perhaps each evening) of asking the Holy Spirit to reveal sin and then confessing sin, or 2) meet regularly with an accountability partner (another believer) with whom he can be totally transparent.

## 7. FAMILY ACTIVITY

Take time to read the 3<sup>rd</sup> suggested activity. For some this may be a new concept, especially for parents to ask forgiveness from their children. Ask parents who have done this to share their experiences and include your own experiences.

## 8. CLOSING PRAYER

Praise and thank God for His promise to forgive confessed sin. Ask God to make each one sensitive and obedient to the Holy Spirit's work of conviction in our lives. Pray also for God's help for parents and families as they practice confession and forgiveness of sin among themselves.



### GOALS

1. The learner will discover how to talk directly and meaningfully to God.
2. The learner will:
  - ◆ pray naturally and directly to God;
  - ◆ make and begin to use a prayer list;
  - ◆ memorize Psalm 62:8 and explain it to his family.

### ADDITIONAL MATERIALS NEEDED

1. Additional Practice/Application 7a - The teacher's own notebook and prayer list (see sample on workbook page 56).

### LESSON OUTLINE

#### 1. SHARE AND PRAYER TIME

- a. Ask your learners to share briefly about a satisfying conversation they had during this past week and why.
- b. Ask for testimonies about new steps taken in confessing sin both to God and to others, especially as they relate to their Family Activity.
- c. Play one of the memory verse review games listed on page 51 of the workbook with the 6 verses they have now memorized.
- d. Pray for any concerns among your learners.

#### 2. REVIEW OF PREVIOUS LESSONS

Since you have now completed studying the first "key" to spiritual growth, write out some questions from Lesson 2-6. Page 117 in this Leader's Guide lists some suggested questions and an enjoyable review game.

### 3. INTRODUCTION

Discuss with the learners what pictures they have in their minds when they hear the word “prayer.” (Bowed heads, closed eyes, folded hands, kneeling, rosary or prayer book, etc.) Hopefully by the end of this lesson, they will have a very different and exciting picture of prayer.



### LESSON 7 OUTLINE

VA-25

#### WHAT PRAYER IS

- A. Prayer is Talking Directly with the Living God
- B. Prayer is Talking with God in a Natural Way
- C. Prayer is Talking with God About Anything that Concerns You

### 4. BIBLE LESSON

#### A. Prayer is Talking Directly with the Living God

Begin by discussing question 1. Encourage them to think of their own experience as well as other religions.


- 1. *God, Mary, other saints, statues and images, nature (sun, stars, etc.)*

Read together the section of the “Sermon on the Mount” which relates to prayer, Matthew 6:5-14. Discuss with the learners their answers for questions 2-3.

- 2. *Your Father, God the Father*
- 3. *Our Father in heaven*

We, as God’s children, have no need to ask Mary or anyone else to pray for us. We have the freedom to talk directly with our Heavenly Father. All of the prayers in the Bible are directed to God alone, never to anyone else.

\* \* \*



### OPTIONAL OBJECT LESSON 7a

Choose someone in your discipleship class (for example, Jun). Ask someone else in your discipleship class (for example, Boy) to tell Jun something for you. For example, "Boy, please tell Jun that I would like him to read the next Scripture verse for us." Discuss their reaction and thoughts about what you just did. Relate their reactions to doing a similar thing in prayer—asking someone else to tell God something when we can talk directly to God Himself. Remind them that God lives within us through His Holy Spirit.



### ADDITIONAL SCRIPTURE

Some Scriptural examples of praying to other gods:

Isaiah 44:9-20

Jeremiah 44:15-18

Acts 19:23-27


Exodus 3:11 – Moses talked with God face to face

John 16:23-27 – Clear instruction from Christ to pray to the Father; an assurance that God loves us and we have freedom to approach Him directly

John 17:1 – Christ's prayer is directed to the Father

\* \* \*

## B. Prayer is Talking with God in a Natural Way

 Read again with the learners Matthew 6:5-8 and answer questions 4-9.

4. *Pray for the purpose of being seen or admired by or to impress people*
5. *Praise from people, but not from God*
6. *Pray in a secret place, pray by yourself*
7. *God will reward us*
8. *Keep on babbling, praying repetitious and meaningless prayers*
9. *God already knows what we need even before we ask Him*

Just as we communicate naturally and meaningfully with parents or friends, we should also communicate with God. He loves us more than anyone else ever could.



### PRAYER IS A CHILD TALKING TO HIS FATHER

**VA-26** Ask the parents in your class what it feels like when a child spontaneously and joyfully chats with them (like the child in this picture is doing). That is what God, our Heavenly Father desires.

God is a personal God who wants a meaningful relationship with His children. Memorizing and reading prayers, if they truly express our hearts, may be appropriate from time to time, but most of our communication with our Father should be our own words said privately to God. God is not condemning praying in public (verses 5-6) but warns us that all of our prayers (private or public) must reflect what we truly want to say to God. Discuss some examples of babbling or repetitious prayers which lack meaning to the one who is praying.

\* \* \*




#### OPTIONAL OBJECT LESSON 7b

Before class begins, ask a learner (for example, Mary) to help you illustrate the boredom of babbling by being prepared to repeat repetitiously "I'm glad you are my friend. I like talking to you. Could you please help me with my problems...I'm glad you are my friend, etc." During the lesson, tell someone else (for example, Tess) that Mary has something to say to her. After Mary has finished her babbling, ask Tess how she felt. Discuss how God must feel when we "babble" prayers to Him.

\* \* \*

### C. Prayer is Talking with God About Anything that Concerns You

 Reread the Matthew 6:9-13 pattern prayer Jesus gave His disciples. Notice how natural and meaningful it is. Answer question 10.


10. (verse 9) *Expressing our love and admiration for God*  
 (verse 10) *Asking God to accomplish His good and perfect will on earth, in our lives, submitting to His will*  
 (verse 11) *Daily bread, everyday needs*  
 (verse 12) *Forgiveness from sin*  
 (verse 13) *Victory over temptation, spiritual strength to live for God*

Allow time for each person to answer question 11. Ask for volunteers to share some of what they have written. Be prepared to share some examples. The purpose of this question is to help the learners make this pattern prayer real and personal, rather than merely a memorized prayer. Listed in this next answer box are suggestions for possible answers.

11. *(verse 9) Your love for me is overwhelming and so wonderful.*  
*(verse 10) Mention a specific unjust or sinful situation in your life and ask that each person involved will do what God wants him to do.*  
*(verse 11) Everyday needs, money for children's schooling, etc.*  
*(verse 12) Confess a specific sin and ask God's forgiveness while stating his willingness to forgive anyone who has done something wrong to him.*  
*(verse 13) Asking for help in dealing with a specific temptation or difficult situation that he is facing.*

**Further Explanation:** Some may ask, "If God already knows what we need, why do we need to tell God our concerns?" We are commanded to pray. When we humble ourselves and pray, we are pleasing our Heavenly Father. We pray, not so that God will know what our needs are (He knows them) but rather so that we can express our dependence on Him and entrust them to God. The act of asking God for our needs is more for our own sake and good. God, as our loving Heavenly Father, delights to hear His children pray and to communicate with them.

The Psalms are full of examples of prayer. These prayers often express deep, intense, and heart-felt emotions. They reveal an intimate relationship with God where the person is free to talk about everything that is in his heart.

 For a beautiful description of such prayer, read Psalm 62:8 (written in workbook) and answer questions 12-14.

12. *An abiding and unshakeable trust in God*  
 13. *Pouring out your heart to God*  
 14. *He is trustworthy, He is our refuge, our safe place to stay, because He cares for us.*



### TALK TO GOD ABOUT EVERYTHING

**VA-27** Discuss the various situations and emotions illustrated in this visual aid. Sometimes we foolishly feel we need to hide some of these things from God. God knows everything in our hearts, all of our thoughts, questions, anger, disappointments, concerns, emotions, etc. He wants us to "pour out" our hearts, both the good and the bad, to Him and trust Him to bring us to a place of total rest and trust in Him.



**PSALM 62:8**

**VA-28** Memorize this verse together. Emphasize that true trust in God causes us to pray. God's trustworthiness will give us confidence that He will provide for us—He will be a place of protection. Explain the underlined words:

pour out – say everything that is in your heart; don't hide or hold back anything

refuge – a place of protection, rest, and provision

\* \* \*



**ADDITIONAL SCRIPTURE**

Philippians 4:6 – pray about everything

1 Peter 5:7 – Cast or give to God every anxiety, fear, burden; He cares for us

Another aspect of prayer that you may want to discuss is that prayer should be a two-way communication between you and God. Part of prayer is being still and quiet, listening to what God may want to say to us. Caution: Everything God says to us will always agree with His written word, the Bible. We should not be deceived by our own desires or "voices" of the evil one.

You may also want to mention that we are not limited to spoken words only. Prayer can be singing, meditating or reciting Bible verses, poems, etc.

Psalm 34:15 – God is listening attentively

Psalm 91:15 – God promises to answer those who call upon Him




**ADDITIONAL PRACTICE/APPLICATION 7a**

Many people find it both helpful and encouraging to keep a written "prayer list." Find the sample prayer list on page 56 of the workbook and discuss the various parts. Lead your class in beginning a class prayer list. Choose a "class secretary" to write down various requests, etc. from class members. Pray for the needs recorded as you close your lesson. Encourage them to begin a prayer list to use personally and with their family. Show them your own personal prayer list and perhaps share a few examples of recorded answers to some of your requests.

\* \* \*




## 5. SUMMARY REVIEW QUIZ

 Encourage the learners to discuss the answers, especially the “why or why not?” While discussing the answer to question “d,” try to help them name various emotions, even negative ones, and challenge them to express all emotions to their Heavenly Father.

- a. *No. There is only one God (in three persons—Father, Son, and Holy Spirit) and prayer directed toward any other being is considered idolatry.*
- b. *Memorized prayers could become meaningless repetitions; one could recite memorized prayers beautifully for the purpose of impressing others, etc.*
- c. *No. God is interested and wants to be part of all aspects of our lives.*
- d. *Yes. God invites us to pour out our hearts to Him; He already knows what is in our hearts anyway. By expressing all of our emotions, we open ourselves to His help.*

## 6. PERSONAL RESPONSE

 Briefly review the wonderful privilege of talking with the God of the universe. Encourage each one to complete the statement in their workbook. Beginning a personal or family prayer list might be a commitment some are ready to make.

## 7. FAMILY ACTIVITY

A family that prays together truly has a much greater opportunity of staying together and functioning as a healthy family. Look at the suggested activities for this week and challenge them to try to have a family prayer time this week.

## 8. CLOSING PRAYER

Encourage each person to talk to their Heavenly Father as part of your closing prayer. Remind them that it is their loving Heavenly Father they are talking to, thus they should not worry about what anyone else thinks. You might want to pray for the various requests recorded on your class prayer list.



## *J* FREEDOM TO APPROACH GOD

### GOALS

1. The learner will discover that each believer is a priest with equal access to God.
2. The learner will:
  - ◆ appreciate the freedom and privilege to personally approach God through Christ;
  - ◆ memorize Hebrews 4:16 and explain it to his family.

### ADDITIONAL MATERIALS NEEDED

1. Optional Object Lesson 8a - Two sets of word strips (see below) with pins (or masking tape, etc.)

#### Old Testament High Priest

limited perfection  
limited life  
limited capacity to care/love  
limited ability to intercede  
limited availability

#### Great High Priest

totally holy  
will never die  
unconditional love  
always interceding  
always available

2. Optional Object Lesson 8b - An envelope from "the office of the Philippine president" and addressed to a learner in your class. Inside is a letter of invitation to visit him in his office to discuss problems that concern him.

### LESSON OUTLINE

#### 1. SHARE AND PRAYER TIME

- a. Ask each learner to evaluate his family's communication skills this week by using the fingers on one hand—1 finger means disaster and 5 fingers, excellent. Then ask them to also evaluate their communication with God this week.

- b. Ask for testimonies about new steps taken in prayer, especially as they relate to the Family Activity.
- c. Review the requests recorded on your class prayer list. Ask some to pray for the concerns on your prayer list.

## 2. REVIEW OF PREVIOUS LESSON

On a chalk board or Manila paper, title two columns **DO** and **DON'T**. Based on our last lesson, ask what we should do as we pray and what we shouldn't do.

## 3. INTRODUCTION

Ask "Who would you like to spend a day becoming personally acquainted with?" Some may choose a politician, actor, sports hero, etc. We know that will probably never happen. But today, we'll discuss the incredible opportunity we have of communicating with the God of the universe.



### LESSON 8 OUTLINE

VA-29

#### FREEDOM TO APPROACH GOD

- A. God's Provision - The Old and New
- B. The New High Priest - Christ
- C. The New Priesthood - All Believers


## 4. BIBLE LESSON

### A. God's Provision – The Old and the New

#### THE OLD PROVISION

God created people for the purpose of enjoying their fellowship. Even man's sin did not stop God's desire for intimate communication. How did people in the Old Testament communicate with God? The Old Testament prophet, Moses, was instructed to make a Tabernacle (dwelling place for God). For many years, the Tabernacle was a tent. The Tabernacle had two main inside rooms, a Holy Place which only the priests could enter to perform specific daily duties, and a Holy of Holies or Most Holy

Place where the very presence of God was. The Most Holy Place was sealed off from the rest of the Tabernacle by a thick curtain. (See sketch on page 23 in the workbook.)

 Read Hebrews 9:6-7 and answer questions 1-3 to learn more of God's Old Testament provision for sinful man to approach and communicate with Him. The "outer room" refers to the Holy Place; the "inner room" refers to the Holy of Holies.

- |                                       |  |
|---------------------------------------|--|
| 1. <i>The high priest</i>             |  |
| 2. <i>Once a year</i>                 |  |
| 3. <i>Blood, the blood of animals</i> |  |

Emphasize how restrictive this old system was. Most people could never enter the Tabernacle. They had to depend upon the priests to represent them before God. Only one person, the High Priest, could enter the Most Holy Place and that happened only once a year on the Day of Atonement. If the High Priest neglected to bring sacrificial blood with him as an atonement (payment) for his sin and the sin of the people, he would immediately die in the presence of the Holy God.



\* \* \*

#### ADDITIONAL SCRIPTURE

Hebrews 9:1-7 – further explanation regarding the furniture of the Tabernacle.

Hebrews 8:1-2,5 – The earthly Tabernacle was patterned after the true Tabernacle in Heaven.

Exodus 25-30; 35:8-38; Leviticus 16 – God's instructions regarding the Tabernacle and the Day of Atonement

\* \* \*


### THE NEW PROVISION

Even though the old provision for approaching God was restrictive, it did provide a way for sinful man to communicate with a Holy God. However, from the beginning, God had something better in mind.



## WE MAY NOW ENTER GOD'S PRESENCE

**VA-30** One day God's own sinless Son hung on the cross, shedding His own blood in payment for the sin of all the world. At the very time that Christ cried out "It is finished!" the thick dividing curtain between the Holy of Holies and the Holy Place was torn in two from the top to the bottom (Matthew 27:51). An acceptable payment had been made for the sin of all mankind. It was now possible for all to enter into God's presence because of the sacrificial work of Jesus Christ.

 Read Hebrews 10:19-20 and answer questions 4-6.

4. *All believers (the writer used the word "brothers" and "we")*
5. *The blood of Jesus Christ*
6. *With confidence*

\* \* \*



### ADDITIONAL SCRIPTURE


Hebrews 8:7-13 – Unlike the old provision, the new provision changes the heart, brings people into a personal relationship with God, and removes the sin barrier.

Ephesians 3:12 – Through Christ, we can approach God with freedom and confidence.

\* \* \*


## B. The New High Priest – Christ

Jesus Christ is the only qualified person for the position of "High Priest." The word "High" designates the rank of Jesus. It means "the greatest or the highest honor." The word "Priest" shows the ministry of Jesus. He stands before God representing and interceding for all believers.

 Read Hebrews 8:1-2 and answer questions 7-8.

7. *At the right hand of the throne of the Majesty in heaven, God the Father*
8. *In the sanctuary, the true Tabernacle*

The Tabernacle in the Old Testament was only a pattern or picture of the true Tabernacle in heaven. Jesus Christ serves in the true Tabernacle.

 Read Hebrews 7:23-25 and answer questions 9-10.

9. *Able to save us completely, He can save whoever comes to God through faith in Christ*  
 10. *Because He continually intercedes for the believers*

The Old Testament priests were mere humans. They were very limited in their ability to intercede for the people of God. Christ continually prays for every believer. What a wonderful High Priest we have!




\*\*\*

**OPTIONAL OBJECT LESSON 8a**

Choose two learners, labeling one the "Old Testament High Priest," and the other the "Great High Priest." Pin the appropriate word strips mentioned above (Additional Materials Needed) on the "Old Testament High Priest." Emphasize his limitations—he sinned, he would die, he was limited in his time for ministry because he had to sleep, eat, etc. Then pin the appropriate word strips on the "Great High Priest." He always does right, He will never die, He loves everyone with "agape" or unconditional love despite our weaknesses, He continually intercedes day and night for each of us, and He is always available to answer prayer and help, protect, etc. us.

\*\*\*

 Read Hebrews 4:14-16 for more about the ministry of our High Priest and answer questions 11-13.

11. *Because He was tempted by every temptation that we face, He knows what it's like to be tempted*  
 12. *With confidence*  
 13. *Mercy and grace to help us in our time of need*

Compared to any other priest, Christ is far superior. He has a superior place, a superior position, and a superior ministry.

\*\*\*



**ADDITIONAL SCRIPTURE**

Christ's Position

Hebrews 10:12 – at the right hand of God

Ephesians 1:20-21 – He has all authority

### Christ's Ministry

Hebrews 2:17-18 – helping those who are being tempted

Hebrews 9:24 – appears for us in God's presence

1 Timothy 2:5 – the only mediator between God and man

1 John 2:1 - speaks to the Father in our defence when we sin

\* \* \*



### **HEBREWS 4:16**

**VA-31**

Memorize this verse together as a group. Make sure each learner understands the underlined words:

approach – come to God in prayer

throne of grace – God's throne, God Himself

\* \* \*



### **OPTIONAL OBJECT LESSON 8b**

Pretend that you have been asked by the Philippine President to give a letter of invitation to one of your learners. Read the letter and ask him what his response would be if this were a genuine letter. Would he accept the invitation? All of us believers have been given an invitation more important than this one. The God of the universe has invited us to His throne of grace. Do we realize what an amazing privilege we have? Are we accepting His invitation?

\* \* \*

### **C. The New Priesthood – All Believers**


Not only is there a new High Priest, there is also a new priesthood, a new group of priests. Under the old provision, one could be a priest only if he was born into a priestly family, if he was male between 30 and 50 years old, and if he had no physical defects. However, now, God has declared every believer to be a priest.

Read 1 Peter 2:5 and 9 for this declaration and answer questions 14-15.

*14. A holy priesthood; a chosen people, a royal priesthood, a holy nation, a people belonging to God*

*15a. Spiritual sacrifices*

*b. Praises to the One who saved us*

 For other sacrifices which each believer-priest should be offering up to God, read Hebrews 13:15-16 and answer question 16.

- 16a. *Sacrifice of praise*
- b. *Do good*
- c. *Share with others*



**YOU ARE A PRIEST**

**VA-32** Every believer is a priest to God. The Bible does not divide believers into laity and clergy. All believers have equal access and equal importance. As His priests, God expects us to offer up to Him daily sacrifices such as offering praise and worship to Him, doing good works, helping others, and praying for others (as one believer is doing for the other in this visual).

Spend some time discussing the sketch in the workbook and encourage the learners to have this picture in their mind as they pray. We should come to God with gratitude and humility because of what Christ did for us. But we should also come with confidence knowing that we will be accepted because of what Christ has done.

\* \* \*




**ADDITIONAL SCRIPTURE**

- Revelation 1:4-6 – Christ made us priests to serve God
- Romans 8:26 – The Holy Spirit helps us perform the priestly duty of praying for others
- Romans 12:1-2 – Our bodies should be living sacrifices to God

\* \* \*


**5. SUMMARY REVIEW QUIZ**

 Lead the learners in comparing the old way and the new way of approaching God.



- a. *All believers can enter*
- b. *Believers can enter as often as they wish and at any time*
- c. *Christ, our High Priest, had no sin of His own*
- d. *Our High Priest lives forever*
- e. *All believers can offer sacrifices to God*
- f. *Christ offered one sacrifice for all sin; no more sacrifices for sin are needed*
- g. *Christ's once-for-all sacrifice was His own blood*

## 6. PERSONAL RESPONSE

 Allow time for the learners to complete the sentence in the workbook according to how they were challenged today. There should be a desire to gratefully pray with joy.

## 7. FAMILY ACTIVITY

Encourage the learners to continue sharing these truths with their families. Games (workbook page 51) can help them review memorized verses. Demonstrate a game during class and encourage them to play it with their families.

## 8. CLOSING PRAYER

If there are some in your group who have not yet prayed aloud in your class, encourage them to begin praying during this lesson. Ask each to finish a sentence such as “Lord, thank you for...” or “Lord, thank you that...”

Key 2



## *I*MPORTANT ELEMENTS OF PRAYER

### GOALS

1. The learner will discover four aspects of prayer represented by the **ACTS** prayer model.
2. The learner will:
  - ◆ include the four aspects of prayer in his personal and family prayer times;
  - ◆ memorize Philippians 4:6 and explain it to his family.

### ADDITIONAL MATERIALS NEEDED

1. Review - Write on the chalkboard the names of a variety of believers who are familiar to your learners. For example, a pastor/elder, missionary/Christian leader, older godly person, younger child/teenager, new believer, the church janitor, etc.
2. Optional Object Lesson 9a - Label a pair of eye glasses "Praise."

### LESSON OUTLINE

#### 1. SHARE AND PRAYER TIME

- a. Ask each learner how many times approximately this past week he said "Thank you" to people, and how many times people said "Thank you" to him. Ask for volunteers to briefly share about a memorable "Thank you" this week.
- b. Ask for testimonies about how they and their family served as "priests" this past week (Family Activity).

- c. Review the group prayer list. Check off any requests which have been answered and add other prayer requests. Ask volunteers to thank the Lord for answered prayer as well as pray for the requests.

## 2. REVIEW OF THE PREVIOUS LESSON

Show the list of names (see "Additional Materials Needed"). Ask your learners to decide who has the most chance that God will answer their prayer, who is second, third, etc. Your learners should refuse to do so because all of them are equal in God's sight. No one is more important, they are all priests (1 Peter 2:5 and 9).

## 3. INTRODUCTION

Ask your learners to list common words used in prayer (for example: Lord, please, give, ask, guide, etc.) and write them on a chalkboard. Let's look at some Bible prayers and teaching about prayer and discover four elements or aspects of prayer. We'll see if our list of words are represented.



### LESSON 9 OUTLINE

VA-33


#### IMPORTANT ELEMENTS OF PRAYER

- A** Adoration
- C** Confession
- T** Thanksgiving
- S** Supplication

## 4. BIBLE LESSON

*Further Explanation:* The following ACTS is one pattern to help new believers begin praying. Of course we are not restricted or limited to only this prayer pattern.

**A – ADORATION – Expressing our Love, Praise, and Worship to God for Who He Is**

 Read 1 Chronicles 29:10-13 (printed in the workbook) and answer questions 1-2.

1. *About 10 times. David's prayer centered on God; God was his focus.*
- 2a. *His eternity*
- b. *His greatness, power, glory, majesty, & splendor*
- c. *His ownership of everything*
- d. *His kingship and lordship over all*
- e. *His being the source of wisdom and honor*
- f. *His rulership over all/His strength and power*

\* \* \*

**OPTIONAL OBJECT LESSON 9a**

Often when we experience trials, our view of life is distorted by turmoil, questions, fears, anger, etc. One way to keep that from happening is to put on a pair of spiritual eyeglasses called "Praise." (Put on the pair you brought.) When we begin to praise God for who He is, we will see our circumstances in a different way. He becomes central and everything else will look different. We will realize He is in total control, He loves us and has a special plan for us, He is faithful and will keep His promises, etc. This may not happen instantaneously, but as we continue to grow in our understanding of God, we will learn to focus on Him rather than our circumstances.

**ADDITIONAL PRACTICE/APPLICATION 9a**

List as many truths about God as your learners can think of. You could use some of the verses listed below for other ideas for praising God. Spend time adoring and praising the Lord as a group. Use sentence prayers and encourage all to participate.


**ADDITIONAL SCRIPTURE**

- Matthew 6:6-9 – The pattern prayer begins with adoration.
- 1 Chronicles 16:25 – God is worthy of our praise.
- Psalms 103:8 – Praise for God's compassion, graciousness, slowness to anger, tremendous love
- Jeremiah 10:10 – God is true, living, and eternal; He should be respected and honored.
- Jeremiah 23:23,24 – God fills heaven and earth; He is everything, no one can hide from His presence.
- 1 Corinthians 1:9 – Praise because we are called into fellowship with Jesus Christ and for His faithfulness
- Hebrews 1:10-12 – God is eternal, He has always existed and will always exist, He never changes.
- 1 Peter 1:16 – God is absolutely holy, righteous.

And many other scriptures!

\* \* \*

## **C – CONFESSION – Acknowledging our Sin and Asking God for Forgiveness**

 Read Psalm 51:1-4 (printed in workbook) and answer questions 3-4.

3. *"Have mercy," "blot out my transgressions," "Wash away all my iniquity and cleanse me from my sin," "my transgressions, and my sin is always before me," "I have sinned and done what is evil in your sight."*
4. *Blot it out, wash it away, cleanse him from sin*

As we adore and praise God, we begin to realize how different we are from Him. He is Holy; we are sinners. The closer we come to God, the more we want Him to remove everything in us that is unlike Him or is against His Word.

Discuss with the learners the additional information printed in the workbook about confession.

### **Two Kinds of Confession**

Public confession should not include the details of an individual's sin, but rather be quite general, much like what is stated in the pattern prayer of Matthew 6:6-9. However, when confessing our sins in private to God, we should clearly and fully confess what our sin is. King David's confession in Psalm 32:5 indicates that he had fully acknowledged and confessed his sin to God.

### **Two Parts of Confession**

Both parts, 1) admitting the wrong and 2) asking for forgiveness, are illustrated in Psalm 51:1-4 (printed in the workbook). True confession is agreeing with God that what we have done is wrong and deserves eternal punishment. However, in humility, we can ask God for His undeserved forgiveness and be sure He will keep His promise and grant it to us.

### **Two Actions Demanded by Confession**

1) Turning Away from Sin; Repentance. True confession demands a change of mind, heart, and will.

2) Both Old and New Testaments teach the need to make restitution when possible for the wrong we have done to others. Exodus 22:1-15 lists some of God's requirements for making things right with those we have wronged. God also demands that we forgive those who have wronged us (Matthew 6:14-15). Zacchaeus proved he was a believer by immediately making restitution to those he had wronged (Luke 19:8).



### WHEN WE SIN AGAINST OTHERS

**VA-34** Because all sin is ultimately against God, we must first confess our sin to Him and ask for His forgiveness (first half of this visual). If our sin has also been against someone else, we must go to that person, admit we have done wrong and ask him to forgive us just as the person in this visual is doing (paying a debt). We must do what we can to make things right such as return anything that is not ours, apologize for bad or slanderous words, pay debts, etc. Doing this may be painful, awkward, and embarrassing, but it is the only way to make a good confession.

\*\*\*




#### ADDITIONAL PRACTICE/APPLICATION 9b

Allow time for your learners to confess their sin to God. Probably silent prayer would be best. If they realize they have failed to practice one or both of the actions demanded by forgiveness (turning away from sin and making restitution for sins against others) encourage them to talk to God about that and ask His help to obey Him. Close this time of prayer with thanking to God for His promise to forgive our sin.

\*\*\*

## T – THANKSGIVING – Expressing Gratefulness to God for What He Has Done

 Read Philippians 4:4-7 and answer questions 5-8.

- 5a. *Rejoice in the Lord*
- b. *Pray, give all of their concerns and burdens to the Lord*
- 6. *Be anxious, worried*
- 7. *Thanksgiving*
- 8. *God's wonderful peace will guard and keep our hearts and minds in Christ Jesus, His peace will keep us from experiencing anxiety.*



## PHILIPPIANS 4:6

VA-35

Memorize this verse together with your learners. Emphasize the two superlatives—"anything" and "everything."

These two contrasting reactions to our circumstances, worry and prayer, cannot co-exist for long. Thanksgiving is also a cure for worry. Explain the underlined word:

petition – An urgent and definite request to God, a wholehearted seeking for His answer



\* \* \*

### ADDITIONAL PRACTICE/APPLICATION 9c

Pause for a time of joyfully thanking God together. Encourage all to participate in sentence prayers.



### ADDITIONAL SCRIPTURE

Psalm 100:4 – Enter His presence with joy and thanksgiving

Luke 17:15-16 – The example of the Samaritan leper who remembered to thank Jesus for healing him

2 Corinthians 9:15 – Thanks for the indescribable gift, the Lord Jesus Christ

Ephesians 1:3 – Praise and thanks for all the spiritual blessings we have through Christ

Ephesians 5:20 – A command to always give thanks to God for everything

1 Thessalonians 5:18 – Command to give thanks in all circumstances because that pleases God

\* \* \*

## S – SUPPLICATION - Requesting God for Personal Needs and Interceding for Others

Review questions 10-11 in Lesson 7—specific requests found in the pattern prayer of Matthew 6:6-9.

Quote Philippians 4:6 again and answer question 9.

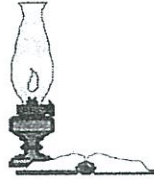
9. *All, everything, every anxiety, worry, burden, need, etc.*

As we learned in Lesson 8, we are all priests. We are responsible to pray, not only for our own needs, but also for others. Read 1 Timothy 2:1-2 and answer questions 10-11.

- 10a. Everyone  
 b. Kings  
 c. All those in authority  
 11. That we may live peaceful, quiet, and holy lives

Praying for others is sometimes called “intercession” which means “pleading for” or “interceding on behalf of another.”

\* \* \*



#### OPTIONAL OBJECT LESSON 9b

For new believers, the five fingers may help remind them of people to pray for. The **thumb** is closest to you—pray for your loved one; the **pointer finger**—pray for those in authority (government, boss, teachers, parents, etc.); the **middle finger** is the tallest one—pray for those who serve the Lord (pastor, Bible teacher, missionaries, etc.); the **ring finger** is the weakest—pray for those who are sick, have problems, as well as your enemies who want to make you weak; the **little finger**—pray for yourself.



#### ADDITIONAL PRACTICE/APPLICATION 9d

Spend some time in prayer supplicating or praying for needs in your group and outside. If you have a large group, divide them into smaller groups for prayer. Encourage them to include prayer for those in authority.



#### ADDITIONAL SCRIPTURE

Psalm 119:133 – Personal request for victory over sin

James 1:5 – Personal request for wisdom

Matthew 5:44 – Command to pray for our enemies and those who persecute us

Ephesians 6:19-20 – Paul’s request for prayer for himself as he preached the Gospel; reminder to pray for our spiritual leaders

James 5:14-15 – Prayer for those who are sick and/or have sinned

\* \* \*


## 5. SUMMARY REVIEW QUIZ




VA-36

Review the four elements of prayer using this visual aid. Return to the list of common prayer words you made during the introduction of this lesson and compare them. Remind your learners that we are not bound by this pattern of prayer, but it can be a helpful tool as we develop an effective prayer life.



 Allow the learners to answer the three questions individually. Some may like to share their answers with the group.

## 6. PERSONAL RESPONSE

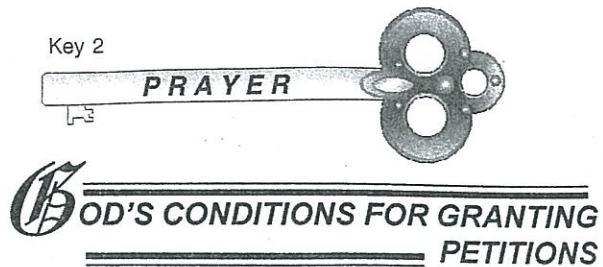
 Remind your learners that prayer is a very vital aspect of spiritual growth. Prayer must be a priority in our lives. It should be a special joy and privilege to communicate with our Heavenly Father. Encourage them to consider carefully how they can include a regular and daily time of concentrated prayer in their lives. Share with them what your practice is, and the practice of others that you know. Give them time to complete the statement under “Personal Response” in their workbook.

## 7. FAMILY ACTIVITY

Warn your learners that they may experience difficulty having a family prayer time. This is because of Satan. Encourage them to pray as often as they can. Variety in prayer can help to make it more enjoyable for all, especially the children. Read through some of the suggestions given in the workbook and add some from your own experience.

## 8. CLOSING PRAYER

It is encouraging to hear others pray for us. Perhaps you and your assistant could mention each learner’s name in prayer as you close, asking God to help them develop good and lasting habits of prayer. Ask God to make their prayer times meaningful, refreshing, and effective. Assure your learners that you are regularly praying for them—and be sure you do!



### **GOALS**

1. The learner will discover five conditions for answering prayer.
2. The learner will:
  - ◆ evaluate his personal and family requests in light of these five conditions;
  - ◆ memorize Luke 11:9-10 and explain it to his family.

### **ADDITIONAL MATERIALS NEEDED**

1. Review - VA 36 from the previous lesson
2. Chalkboard or Manila paper
3. Optional Object Lesson 10a - A flashlight, 2 pieces of paper with specific sins written (for example, "lying" and "impure thoughts")  
Open the flashlight and put the pieces of paper between the battery and light bulb. Close it again.
4. Optional Object Lesson 10b - A container of dirt with a fruit seed planted (mango, orange, apple, etc.)

### **LESSON OUTLINE**

#### **1. SHARE AND PRAYER TIME**

- a. Ask your learners which color of the traffic light best describes their week—red, yellow, or green—and why?
- b. Encourage some to share about their family prayer times this past week—both good and bad experiences. Allow some brainstorming for ideas how to help those who are having trouble getting this habit started.

- c. Update your group prayer list and spend time in prayer thanking God for answered prayer and continuing to pray for other requests which have not yet been answered.



## 2. REVIEW OF THE PREVIOUS LESSON

**VA-36** Using this visual aid from last lesson, review the four basic elements of prayer using the acronym **ACTS**. Ask various ones to quote the three memorized verses about prayer: Psalm 32:8, Hebrews 4:16, and Philippians 4:6.

## 3. INTRODUCTION

Ask "Do parents always give their children what they ask for? If not, why not?" Mention such issues as the child's attitude (nice or demanding, politely or with complaints, etc.), if the thing being asked for is good or harmful for the child, if the timing to grant the request is right or not, etc. Sometimes it seems God does not give us what we ask for. As our Heavenly Father, He also has conditions or requirements for answering our prayers. If we are not meeting those requirements, He may choose not to answer our prayer. We will study five of those requirements in this lesson.



## LESSON 10 OUTLINE

**VA-37**

### GOD'S CONDITIONS FOR GRANTING PETITIONS

- A. Ask From a Clean Heart
- B. Ask According to God's Will
- C. Ask in the Name of Jesus
- D. Ask in Faith
- E. Ask Persistently

## 4. BIBLE LESSON

### A. Ask From a Clean Heart

Read Psalm 66:18 (printed in workbook) and answer questions 1-3.

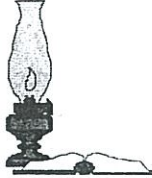
1. *If we cherish sin in our heart*
2. *To enjoy it, hide it, refuse to confess and forsake it*
3. *(individual answers)*



## **SIN IS A BARRIER TO ANSWERED PRAYER**

**VA-38** Sin is probably the most common reason for unanswered prayer. God hates sin and refuses to overlook it. It forms a wall between us and God. As His child, He expects us to live a holy and righteous life and to immediately confess and forsake any sin.

\* \* \*



### **OPTIONAL OBJECT LESSON 10a**

Let's use this flashlight as an illustration. We need "light" or guidance about decisions we need to make. (Try to turn the flashlight on.) But even though we are asking, God isn't answering. What would be some reasons why I can't get any light? (Open it up to check the batteries and act surprised to find paper between the battery and light bulb. Read the papers.) These sins have blocked God's answer to our prayer. Let's say we confess and forsake these sins and ask God again for His "light" and guidance. (Try the flashlight again.) Yes, now God is able to answer.



### **ADDITIONAL SCRIPTURE**

Isaiah 59:1-2 – Our sins keep God from answering prayer  
 James 5:16 – Not only must we confess our sins to God, but also to those whom we have sinned against. Otherwise God will not answer our prayers.

Specific sins which hinders God's answer to prayer:

Proverbs 1:24-30 – Rejecting or ignoring God

Ezekiel 14:3 – Setting up idols in our hearts

Mark 11:25-26 – Refusing to forgive others

James 4:1-3 – Selfish motives


1 Peter 3:7 – Husbands not honoring their spouse

Proverbs 28:13 – God will have mercy on those who confess and renounce sin

1 John 3:21-24 – God answers those who obey and please Him

\* \* \*

## B. Ask According to God's Will

 Read 1 John 5:14-15 and answer questions 4-6.

4. *They should be according to God's will*  
 5. *He will hear us and will give us the things we ask*  
 6. *(individual answers)*

God's will includes everything consistent with His holiness, wisdom, and loving kindness. Anything contrary to His nature or His written Word is also contrary to His will. God reveals His will primarily through the Bible (John 15:7). As we regularly read and obey God's Word, we will be more familiar with God's will and be able to pray accordingly.

As you discuss question 6, mention some common examples: desiring to marry an unsaved person is contrary to God's will (2 Corinthians 6:14); working abroad illegally violates God's standard (Ephesians 4:25, Colossians 3:9); asking for God's blessing on your business while cheating on your income tax is contrary to God's command (Romans 13:7).

Sometimes even though we search God's Word, we still are not sure what God's will is. When our hearts and motives are right, the Holy Spirit, Who knows God's will, will pray for us (Romans 8:26-27).

\*\*\*




### ADDITIONAL SCRIPTURE

Matthew 26:39, 42 – Jesus wanted His Father's will even though it meant going to the cross to die.

\*\*\*

## C. Ask in the Name of Jesus

 Read John 14:13-14 and answer questions 7-9.

7. *Ask in the name of Jesus*  
 8. *God will do whatever we ask*  
 9. *Ask God using Christ's authority; realizing that we are able to approach God only because of what Christ has done for us, we come to God in Christ's merit, not our own*

Asking in Jesus' Name is more than simply including His Name in our prayer. It is asking on Christ's behalf, asking for something that He would want us to have.



### ASK IN CHRIST'S NAME

**VA-39** (If you have a "Letter of Authorization," use it as a visual aid before showing VA-39 to your class.) Discuss what a "Letter of Authorization" is and some various situations where such a letter is used. A "Letter of Authorization" gives a person the right to do something on behalf of another person. That letter must be signed by the person who is giving the right. Usually, such "Letters of Authorization" can only be used once. However, God's "Letter of Authorization" can be used throughout our lives. (Read VA 39.) Using Christ's name is something like presenting a "Letter of Authorization" to God as we request Him to supply our needs.

\*\*\*



### ADDITIONAL SCRIPTURE

John 16:23-24 – Another promise for those who ask in Christ's name

Ephesians 3:20 – Christ is able to do far beyond what we can imagine

Philippians 2:9-11 – Christ's name is above every other name and demands all creation to acknowledge He is Lord

Luke 18:9-14 – Humility must be an attitude in prayer, something the tax collector showed. When we pray in Jesus' name, we are humbly acknowledging that we have no merit of our own to approach God's throne.

\*\*\*

### D. Ask in Faith



Read James 1:5-8 and answer questions 10-12.

10. *Wisdom*

11. *In faith, without any doubt, being sure that God will hear and answer*

12. *Nothing*

We are saved by faith and we are commanded to live by faith in God and His Word. Faith should also be evident in our prayers. Jesus often made His work in other people's lives dependent upon their faith in Him. When we trust God's faithfulness, we honor and please Him.



\* \* \*

#### ADDITIONAL SCRIPTURE

Matthew 17:19-22 – Nothing is impossible to those who have faith

Matthew 18:19-20 – God promises to answer groups of believers who agree in prayer


Matthew 21:21-22 – God is not limited by anything other than our faith

Mark 2:5 – Jesus heals a paralytic because of the faith of his friends

James 5:17-18 – Elijah's example of faith in prayer

\* \* \*

### E. Ask Persistently

 Read Luke 11:5-10 and answer questions 13-15.

13. *Because it was very inconvenient for him to do so, very late at night and all his children were sleeping*
14. *The friend's refusal to give up asking, his boldness and persistency*
15. *God promises to also answer prayer if His children ask, seek, and knock persistently, refusing to give up due to lack of faith*

Asking persistently is closely associated with the condition of asking in faith. True faith does not give up praying even if it seems that God is not listening.

**Further Explanation:** A typical Hebrew home had only one main room. The family slept together with their animals or on a platform above the animals. Most doors did not swing on hinges but rather had to be lifted out of the socket in the threshold in order for it to be opened. Large beams secured the door at night. Thus in order for the owner of the house to give his friend the bread, he would disturb his family, the animals, and perhaps require additional help to open the door.



**VA-40** Memorize this verse together. As you repeat it, remember that the original language has the idea that it is not simply asking once, seeking once, etc., but a continued action. Those who refuse to give up trusting God will receive, find, etc. The idea here is one of progressive anticipation and expectancy. The one who “asks” goes further to “seek” the answer and then “knocks” where he thinks the answer might be.

\* \* \*

**OPTIONAL OBJECT LESSON 10b**



Show the container with a fruit seed planted. Let's say the seed I planted is a good seed. If I faithfully gave this seed sufficient water and sunlight, what will eventually happen? How long will that take? How will I know it has sprouted? Does that mean that nothing was happening until the day the sprout came out of the ground? Lots of things were happening before that, but I couldn't see them. If I am impatient and stop giving the seed water and sunlight, what will happen? That's the way with prayer. Even though we don't see anything happening, we can be sure God is answering that prayer—we just can't see it yet. We need to continue praying and trusting God. Someday, we will see the evidence of answered prayer but it might take a while. Our duty is to be sensitive and alert to the way God will answer our prayer.

\* \* \*

Discuss the three possible answers to prayer outlined in the workbook: “*No*,” “*Wait*,” and “*Yes*.” God promises to listen and answer our prayers if we fulfill His conditions. However, we must remember that God is sovereign and all-knowing—His ways and thoughts are higher than ours (Isaiah 55:8-9).

“*No*” is a viable answer. (Study God's answer to the apostle Paul's request in 2 Corinthians 12:7-10.) God's answer may seem to be “*No*” but later we might realize that He did answer prayer but in a very different (and better) way than expected.

When He chooses a “*Wait*” answer, He may be strengthening our faith and preparing for something much better. Romans 8:28-32 reminds us that God is always working everything together for




our good. The word “good” in Romans 8:28 means “that which is good in its character and beneficial in its effect.” Romans 8:31-32 states that the ultimate “good” is conformity to Christ.


When God chooses a “Yes” answer, He may answer our prayer far beyond our expectations. All of the answers are due to His graciousness.

Our assurance that God will answer our prayer must be based upon the same two things that our assurance of salvation is based upon (Lesson 4): God’s character (Numbers 23:19) and God’s promises (Matthew 18:19-20).

## 5. SUMMARY REVIEW QUIZ

 Choose a request from your group prayer list to use as an example. Some may have questions as to how to know they are meeting the various conditions (for example how can they know it is according to God’s will). Spend time discussing those questions, using some examples from your life or the lives of others.

## 6. PERSONAL RESPONSE

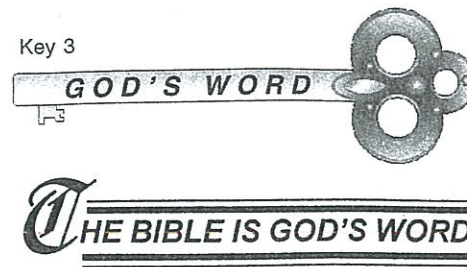
 Challenge the learners to never waver in their faith that God hears and answers prayer if we met His conditions. Perhaps another believer could share a testimony of a special answer to prayer. Allow time for each learner to consider how God wants him to apply this lesson to his life as he completes the “Personal Response” workbook statement.

## 7. FAMILY ACTIVITY

As we know, children usually find it much easier to trust God than adults. Never underestimate the prayers of children. Encourage parents to persevere with their children in prayer by faith.

## 8. CLOSING PRAYER

Rejoice in God’s promise to answer prayer. Ask God to help each one maintain a life free from known sin, and to honor God by persevering in faith that He will answer his prayers in His perfect way and in His perfect time.



### **GOALS**

1. The learner will discover that God communicates with His children primarily through the Bible.
2. The learner will:
  - ◆ allow the Bible to have a greater influence in his life which will cause him to grow spiritually;
  - ◆ plan to make the Bible part of his daily life;
  - ◆ memorize Joshua 1:8 and explain it to his family.

### **ADDITIONAL MATERIALS NEEDED**

1. Introduction - A personal letter inside an envelope addressed to "The one I love"
2. Optional Object Lesson 11a - Two different newspapers printed on the same day and featuring the same news item. Be ready to point out some differences or contradictions you found between the two articles.
3. Additional Practice/Application 11b - Cut apart the visual aid strips (VA-61a-d) for Genesis-Esther and bring with you to class.

### **LESSON OUTLINE**

#### **1. SHARE AND PRAYER TIME**

- a. Ask each learner to share briefly about a significant letter, telegram, or message he has received and why it had special meaning or importance.
- b. Ask any who would like to share some answers to prayer during this past week.

- c. Spend some time in prayer for requests remaining on your class prayer list. Be sure to thank God for His answers.

## 2. REVIEW OF THE PREVIOUS LESSONS

Since you have now completed studying "Prayer," the second "key" to spiritual growth, prepare some questions from Lessons 7-10. A suggested review game and questions are listed on page 118 of this Leader's Guide.

## 3. INTRODUCTION

Ask the learners to think about someone they would really like to get a letter from. If there are unmarried learners, discuss what their reaction would be if a letter such as the one you have (show them the envelope which reads "To the one I love") was handed to them. Would they

- a. Hide it in a safe place
- b. Throw it away
- c. Decorate it and place it in a prominent place in the home
- d. Open it immediately and read it (repeatedly)

Apply their answers to the Bible, our love letter from God. The past several lessons we've studied show how we can communicate with the living God through prayer. Now we will begin to study how the living God communicates with us.



VA-41

### LESSON 11 OUTLINE

#### THE BIBLE IS GOD'S WORD

- A. The Origin of the Word of God
- B. The Significance of the Word of God
- C. The Place of the Word of God in Our Lives

**4. BIBLE LESSON**

\* \* \*


**ADDITIONAL PRACTICE/APPLICATION 11a**

As a general introduction to the Bible, your learners may enjoy completing the "Do You Know Your Bible" quiz (page 50 of the workbook). That will give an overview of some of the factual information about the Bible. This need not be "graded."

Or, encourage the learners who have older children to complete it as a family during the Family Activity. The answers are at the bottom.

\* \* \*

**A. The Origin of the Word of God**

 Read 2 Peter 1:20-21 and answer questions 1-2.

- |    |  |
|----|--|
| 1. | <i>God</i>   |
| 2. | <i>They were carried along, or inspired by the Spirit of God</i> |



VA-42

**THE BIBLE--THE WORD OF GOD IN THE WORDS OF MEN**


Scripture did not come from man's planning, studying, or thinking. In the production of Scripture, both God and man were active participants. God was the source of the content of Scripture, so that what the Scripture says is what God has said. God inspired the authors to write. The writers used their own style to write in their historical and cultural settings.

\* \* \*

**OPTIONAL TEACHING AND OBJECT LESSON 11a**

The Bible was written by about 40 human authors over a period of about 1,600 years. Despite that, there is agreement and unity among all the writers. Such absolute consistency can only be possible because God was the one guiding each of the writers.

As a contrast, show two newspapers featuring the same news item and share differences or contradictions you found between the two articles.



**ADDITIONAL SCRIPTURE**

2 Timothy 3:16-17 – The divine inspiration of Scripture

\*\*\*

If your learners are not yet very familiar with the Bible, you may want to take some time reviewing the facts listed in the workbook listed on pages 32 and 35.



**CHRIST IS THE FOCUS**

**VA-43** The Old Testament (the word “Testament” means agreement, contract, promise) was written before Christ came to the world and looked forward to Christ’s life, death, and resurrection. Prophecies concerning Christ are scattered throughout the Old Testament. The New Testament was written after Christ and looks back to His life, death, and resurrection. Christ is the central character of the Bible and His work on the cross on our behalf is the central focus.

**Further Explanation:** If there are questions about the discrepancies between the “Protestant” and “Catholic” Bibles (especially the number of books), ask your pastor for more information about the canonization of Scripture. ABCÇOP Publications publishes a series of doctrinal lessons including “The Doctrine of the Scriptures” which gives a brief explanation of this subject.

\*\*\*



**ADDITIONAL PRACTICE/APPLICATION 11b**

Explain the importance of becoming familiar with our Bibles and knowing where to find each book of the Old and New Testament. Over the next 5 weeks, as a class, you will memorize these books.

Use the flashcards for the first 17 Old Testament books, Genesis-Esther (VA-61a-d) to help your learners begin to memorize the names of these books in their correct order. Use one of the memory verse games listed on workbook page 51. Try singing stanzas 1-2 of the Books of the Old Testament song on workbook page 53.


In English, an easy way to remember the number of books in the New and Old Testament are as follows:

Old (3 letters) Testament (9 letters) = 39 books

New (3 letters) Testament (9 letters)  $3 \times 9 = 27$  books

\*\*\*

## B. The Significance of the Word of God

 Read Psalm 19:7-11 and answer question 3 as a group. You may want to divide your group into 3 smaller groups, asking one to work on verse 7 (2 parts), another on verse 8 (2 parts) and the third on verses 9-11. Or, ask each smaller group to complete the entire chart. Discuss their answers as a group and encourage them to apply the various aspects to their lives. For example, Psalm 19:7a – reading and meditating on God’s perfect Word will cause us to renew 1) our love and appreciation for God’s love and mercy, 2) our respect and holy fear of His righteousness and 3) our burden for those who don’t yet know the truth. These truths revive the soul.

*3. verse 7a – Law; Perfect or complete; Revives the Soul*  
*verse 7b – Statutes; Trustworthy; Make the simple or ignorant man wise*  
*verse 8a – Precepts; Right; Give joy to the heart*  
*verse 8b – Commands; Radiant; Giving light to the eyes, giving understanding*  
*verse 9a – Fear; Pure; Endures forever*  
*verse 9b – Ordinances; Sure and totally righteous (no effect mentioned)*  
*verse 10 – (no picture given); More precious than gold and sweeter than honey*  
*(no effect mentioned)*  
*verse 11 – (no picture nor characteristic given); Warn us; we will receive a*  
*reward if we keep them*

Discuss with your learners the symbols the Bible uses for itself listed in the workbook.

\* \* \*




### ADDITIONAL LEARNING ACTIVITY 11c

If some in your group are able, ask them to prepare a short devotional thought on one of the symbols for the Bible. For example, one learner could prepare to share thoughts on God’s Word as a mirror during your next lesson (2-4 minutes only).

The following week, another could share on God’s Word as water, etc.

\* \* \*

## C. The Place of the Word of God in our Lives

 Read Joshua 1:8 (printed in the workbook) and answer questions 4-5.

- 4a. *Don't let it depart from your mouth*  
 b. *Meditate on it day and night*  
 c. *Do all that is written, obey it fully*  
 5a. *His way would be prosperous*  
 b. *He would have good success*



### JOSHUA 1:8

**VA-44** Memorize the verse together and explain the underlined words:

mouth – We should constantly be sharing and teaching God's Word. When we advise or share our opinions, it should be based on God's Word.

meditate – Think about truths from different angles, ponder, apply truths to various situation, etc.


prosperous and successful – Not merely materially or financially, but having respect and honor, enjoying rich and meaningful relationships with others, experiencing deep peace and joy, freedom from fear and guilt, having wisdom in dealing with life's situations, etc.

As a preview of our next 3 lessons, the workbook mentions the five general ways of obeying the commands of Joshua 1:8:

- 1) listening
- 2) reading
- 3) memorizing
- 4) meditating
- 5) studying


Each week we will be looking at practical ways in which we can incorporate God's Word into our daily lives.

## 5. SUMMARY REVIEW QUIZ

 Encourage the learners to answer these questions as a group, discussing their answers with each other.

- a. *God*  
 b. *(about 40 men) Some more commonly known are Moses, David, Isaiah, Jeremiah, Matthew, Mark, etc.*  
 c. *Personal opinion answer*  
 d. *Personal opinion answer*

**6. PERSONAL RESPONSE**

 Challenge each learner to plan a practical way in which he can begin to incorporate God's Word into his life. For example, each time he hears God's Word taught, he will try to immediately apply what he has heard to his daily life, etc.


**7. FAMILY ACTIVITY**

Briefly read through the various suggestions listed in the workbook. Remind parents that activities such as memorizing verses and books of the Bible can be done while walking to school, riding in a car, bus or jeepney, washing dishes, etc.

**8. CLOSING PRAYER**

Try praying back to God Joshua 1:8—asking for His help and guidance in keeping His Word continually in our mouths, minds, and lives. Thank Him for His promise of prosperity and success.





## **H**EARING AND READING GOD'S WORD

### GOALS

1. The learner will discover God's commands to both listen to and read God's Word.
2. The learner will:
  - ◆ actively take notes while listening to God's Word;
  - ◆ commit himself to read the Bible through systematically;
  - ◆ memorize James 1:22 and explain it to his family.

### ADDITIONAL MATERIALS NEEDED

1. Review: Make a puzzle by writing each of the 8 phrases or symbols below on a separate paper.

Old Testament	Christ	→	27 books
New Testament	✝	←	39 books

2. Additional Practice/Application 12a – Plan a Bible Drill. (See page 52 of the workbook for instructions and suggested verses.)
3. Additional Practice/Application 12b - The flashcards for the Old Testament books of Genesis–Daniel (VA-61a-d).
4. Optional Object Lesson 12a – Before class, blacken a small part of your face. Tell one learner that you have done this purposefully. Ask that learner to mention it to you after the class has answered question 7. If someone else mentions it to you before then, you should acknowledge that you heard them but don't do anything about it.

5. Optional Object Lesson 12b – Bring a picture of something your class would be interested to see, for example, a picture of your family or your wedding picture, etc. Cover about half of the faces with paper. Or as an alternate object lesson, bring a set of prescription medication which is only half used.
6. Additional Practice/Application 12c - A cassette tape of a short, clear, easy-to-follow sermon, tape recorder, and copies of the sample guide for each learner to take notes (workbook page 56).
7. A copy of the schedule of Christian radio programs in the area. For a copy of Far East Broadcasting Company (FEBC) schedule, write to: P.O. Box 1, Valenzuela City.
8. Cut out your copy of the *Read the Bible Through in a Year* schedule (workbook pages 58 and 59) and *Personal Bible Reading Record* (workbook pages 60 and 6).
9. Samples of other Daily Reading Guides such as those from Philippine Bible Society and Back to the Bible.

### **LESSON OUTLINE**

#### **1. SHARE AND PRAYER TIME**

- a. Ask each learner to point to the body part which they would find the hardest to get along without (ears, eyes, mouth, nose, hands, feet, etc.) and share why.
- b. Ask for volunteers to share something special that they were reminded of through God's Word this past week, or about some step of obedience they took this week.
- c. Ask several to pray for the requests on your class prayer list and thank the Lord for those that He has answered.

**Suggestion:** You will find a number of Additional Practice/Application suggestions in these lessons. Choose those suggestions most suitable for your particular group of learners. If you choose to do several activities, you may need to divide the lesson into two parts.

## 2. REVIEW OF THE PREVIOUS LESSON

(See "Additional Materials Needed" above.) Ask the learners to arrange the puzzle pieces according to the last lesson. Their arrangement should resemble VA-43 with the addition of the number of Old Testament and New Testament books.

\* \* \*



### **ADDITIONAL PRACTICE/APPLICATION 12a AND 12b**

12a - Introduce a Bible Drill to your learners to help them practice finding the books of the Bible they have now memorized. This activity is described on page 52 of the workbook. Encourage parents to try this with their children.

12b - Using one of the review games on page 51 of the workbook, review the first 17 books of the Old Testament. Then use the flashcards (VA 61a-d) to teach the next ten books (Job - Daniel). Try singing stanzas 3-4 of the Books of the Old Testament song on workbook page 53.

## 3. INTRODUCTION



### **ADDITIONAL PRACTICE/APPLICATION 12c**

If you assigned a learner to prepare a short devotional on one of the symbols of the Bible (as suggested in our last lesson), encourage them to share that as part of the introduction to this lesson. Encourage participation and make it enjoyable.

\* \* \*

Discuss with your learners the hand/Bible drawing in the workbook. Notice the five ways to take the Word of God into our lives. As an object lesson, try holding your Bible by balancing it on the "listening" finger. Add the "reading" finger and discuss how easily the Bible could fall. A person who takes in God's Word by only one or two methods will be spiritually weak. But as you use more fingers, your grasp becomes strong, until with all five fingers, you have a firm hold. In our lesson today, we'll be studying how to take in the Word of God into our lives through hearing and reading.




VA-45

## HEARING AND READING GOD'S WORD

- A. Hearing the Word
- B. Reading the Word


## 4. BIBLE LESSON

## A. Hearing the Word

 Read Hebrews 4:2 and answer questions 1-2.


1. *They failed to combine it with faith, they didn't believe it*
2. *It was of no value, useless*

Whenever we hear the Word of God, we must believe it, take it seriously, and apply the truth to our lives.

 Read James 1:22-25 and answer questions 3-7.

3. *Obey it, do what it says*
4. *It is of no value to us. Someone who sees himself in a mirror and then does nothing about what he saw loses the value of the mirror.*
5. *We will be blessed*
6. *Sermons in church, Bible studies, radio, TV, cassette tapes, Christian music which teaches God's Word, etc.*
7. *In a local church, listen to the sermon as part of the worship service*

Notice that James is careful to qualify who will be blessed—only those who purposefully and consistently treat God's Word as important enough to obey.



\* \* \*

## OPTIONAL OBJECT LESSON 12a

If someone in your class has already mentioned the black mark on you face and you ignored it, turn your attention to that person now. Ask your learners what they thought when you ignored the person's attempt to tell you that you had a dirty mark on your face. That is how God feels when He shows us through His Word an imperfection in our life and we ignore Him. We act as foolishly as I did when I ignored your attempt to help me. (Clean off the mark and thank the person for telling you!)

\* \* \*



## THE PRIME TIME FOR HEARING GOD'S WORD

**VA-46** We are privileged to be able to listen to God's Word through a number of ways, but the most important way is by meeting together with other believers in a local church each week. There we will hear God's Word through preaching, teaching, music, and testimonies.

Discuss with your learners the workbook suggestion of getting a notebook and taking notes whenever we listen to God's Word. Compare this practice to their taking notes when pursuing academic studies. Taking notes helps us to remember what we've heard. In school, we need to remember what we studied to get a passing grade. We need to remember the truths of God's Word for a far greater purpose—pleasing God and being blessed by Him.

Discuss the suggested *Listening Guide* sample on page 56 of the workbook. Explain the various things to look for as they listen to God's Word being taught or preached. Suggest that they transfer the general headings of the guide to a notebook to use while listening to God's Word. If possible, show them a sample of notes you have taken.

**Suggestion:** If some of your learners are not yet attending an evangelical church, invite them to accompany you to your church. Sit with them and model for them taking notes while listening to God's Word.

\* \* \*



### ADDITIONAL PRACTICE/APPLICATION 12c

Play a cassette tape of good short sermon (no more than 15 minutes) during class time. Give each learner a copy of the sample "Listening Guide" on page 56 of the workbook. Encourage them to listen for and take note of the various aspects of the sermon mentioned on that guide. If they are having trouble, stop the tape and discuss what they have already heard before continuing. Emphasize that they will not all have the exact notes. Each should write what is meaningful and what they want to remember. They do not have to write something for each part of the guide. Afterwards, discuss the sermon based on their notes.

\* \* \*

Discuss other ways of hearing God's Word. If you have a Christian radio station, give them a program schedule and mention your favorite programs. Since there are also false teachers on the radio and TV, encourage them to check with more mature believers for recommendation of what to listen to and/or watch. Discourage them from substituting radio or TV for church attendance.



### JAMES 1:22

**VA-47** Memorize this verse together. Discuss the underlined word and give examples of how we deceive ourselves. For example:

deceive – to make yourself believe a lie. You might think that just because you read God's Word every day you are spiritually healthy, or growing faster than someone else, or pleasing God, etc., but in reality, you are not profiting from your reading since you are not applying or obeying it.

### B. Reading the Word

Read Deuteronomy 17:18-20 (printed in workbook) and answer questions 8-11.

- 8. *All the days of his life, every day*
- 9a. *So that he may learn to revere, respect, honor, fear the Lord*
- b. *He would carefully follow and obey all of God's commands*
- c. *He would not think he was better than others or think that he was exempted from keeping the law*
- d. *He would not deviate at all from keeping every command of God*
- 10. *They would reign a long time, be successful*
- 11. *We should own a copy of the whole Bible, read it every day, apply it to our lives. If we obey His commands, our lives will be successful and useful.*

If we read and apply God's Word to our lives each day, sin will not ruin our lives. Instead, our lives will be beneficial and worthwhile in whatever role we have—parent, student, businessman, farmer, secretary, pastor, artist, employer, neighbor, etc.

Read Revelation 1:3 and answer question 12.

- 12a. *The one who reads and heeds the book of Revelation*
- b. *The one who hears it and takes it to heart, believes it and makes changes in his life because of it*

God's blessing is available to all who will value God's Word enough to read, listen, and apply it regularly to their lives.

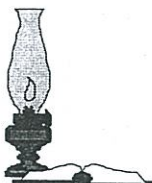


### READ THE WHOLE BIBLE

**VA-48** Explain that every part of the Bible is important—God gave it all and intends that His children should read and apply all of it. Every believer should have a daily Bible reading program which will systematically help him read through the entire Word of God. As new believers, it is not so important how much or how fast they read through the Bible, but that they have a daily reading program.

\* \* \*

#### OPTIONAL OBJECT LESSON 12b



Show the class your half-covered family picture. Discuss their reactions to not being able to see all of it. God has given us a complete and beautiful picture of who He is, what He has done, and will do. But when we fail to read the complete Bible, our understanding is as incomplete as this picture. (Or if you chose to use the half completed prescription of medication, discuss the danger and foolishness of taking part of a prescription only. God has given us His prescription for a wonderful life here on earth and in eternity. But by refusing to read and follow His instructions, we deprive ourselves of God's best.)

\* \* \*

Show the learners the *Read the Bible Through in a Year* plan on workbook pages 58 and 59. (If you have other Bible reading plans, share them.) Encourage them to choose a plan and begin to use it daily. If they choose the workbook plan, they may want to aim to read the New Testament in one year and the following year, the Old Testament.

Show the learners the *Personal Bible Reading Record* on workbook pages 60 and 61. It can be cut out and kept in the Bible. Show them your own record and how you record your progress in Bible reading. Each number represents a chapter. As they read a chapter, they should mark it on their record.

For example: The first time the learners read through the Bible, they could mark the record like this:

GENESIS 


1	2	3
---	---	---

The second time they read through the Bible, they could mark the record like this:

GENESIS 


1	2	3
---	---	---

## 5. SUMMARY REVIEW QUIZ

 Allow the learners to discuss the questions together and decide which would be the most appropriate answers.

- a. *4 - God will bless us*  
*2 - We must believe God's Word*  
*1 - We must regularly hear and read God's Word*  
 *3 - We must take God's Word seriously and obey it.*
- b. *Through the preaching/teaching of the Word of God in a local Bible-believing church to which you belong*
- c.  *Read through the entire Bible, chapter by chapter, book by book*

## 6. PERSONAL RESPONSE

 Be prepared to give examples from your own life as well as from other believers whom you know regarding habits of hearing and reading God's Word. Encourage them to make attendance at a local Bible-believing church a priority if that is not yet true in their lives.

## 7. FAMILY ACTIVITY


Briefly look at the various suggestions in the workbook. Encourage them to keep their family times meaningful and enjoyable by being flexible and creative. If there are families not yet attending a Bible believing church, try to help them get started.

## 8. CLOSING PRAYER

Pray back James 1:22 to the Lord asking for His guidance and help to not only read His Word, but also do (obey) it, both as individuals and as families.



Key 3



## **M**EMORIZING AND MEDITATING ON **GOD'S WORD**

### **GOALS**

1. The learner will discover God's command to both memorize and meditate on His Word and the spiritual benefits that result.
2. The learner will:
  - ◆ use memorized Scripture to prevent him from sinning;
  - ◆ begin to meditate on God's Word daily;
  - ◆ memorize Psalm 119:11 and explain it to his family.

### **ADDITIONAL MATERIALS NEEDED**

1. Additional Practice/Application 13b – Flashcards for the Old Testament books (VA-61a-d).
2. Additional Practice/Application 13d – A “memory verse card packet” which you have made following the pattern on page 54 of the workbook. Put the cards for the first 12 verses inside.
3. Optional Object Lesson 13a – Two sponges, 2 bowls of water, clean water in one bowl and blackened water in the other.
4. Optional Object Lesson 13b – Some crackers or other easy-to-eat food.

### **LESSON OUTLINE**

#### **1. SHARE AND PRAYER TIME**

- a. Ask each learner to share something they enjoy reading and why.
- b. Ask for volunteers to share something they heard, read, or experienced this week that really blessed them. Encourage those who took sermon notes and/or began reading through the Bible to share their experiences.

- c. Continue to update your class prayer list and ask various ones to pray for the current requests.

**Suggestion:** Again you will find a number of Additional Practice/ Application suggestions in this lesson. If you choose to use several of them, you will probably want to divide this lesson into two parts.

## 2. REVIEW OF THE PREVIOUS LESSON

Hold up your Bible and using your five fingers, ask your learners if they recall the five ways of taking God's Word into our lives—listening, reading, memorizing, meditating, and studying. Review the various ways a person can listen to God's Word.

\*\*\*




### ADDITIONAL PRACTICE/APPLICATION 13a AND 13b

13a – Lead your class in a Bible Drill as described on page 52 of the workbook.

13b – Using the flashcards for all of the Old Testament books, (VA 61a-d) review the first 27 books and teach the remaining 10 books. Repetition is the key to learning these books. Use one of the games listed on page 51 of the workbook to help learn the new books. Sing all the stanzas of the Books of the Old Testament song on workbook page 53. Encourage parents to use these techniques with their families as well.

## 3. INTRODUCTION

### OPTIONAL OBJECT LESSON 13a



Soak a sponge in each bowl of water. Squeeze out the water. Discuss why the water from one sponge is clean and the other is dirty. Our minds are like these sponges. Whatever we allow our minds to soak in (read, watch, listen, discuss etc.) is what will come out of our lives. God has much to say about our minds and what we should think about.

\*\*\*



VA-49


### LESSON 13 OUTLINE

#### MEMORIZING AND MEDITATING ON GOD'S WORD

- A. Memorizing God's Word
- B. Meditating on God's Word


## 4. BIBLE LESSON

## A. Memorizing God's Word

 Read Deuteronomy 6:4-9 (printed in workbook) and answer questions 1-5.

1. *With all of our heart, soul, and strength*
2. *We would put and keep God's commandments in our hearts, make them a central part of our lives*
3. *We would impress, teach, explain them to our children, find ways to be reminded of them constantly*
4. *Commandments*
5. *(personal answer) Display Bible verses in our homes; memorize, discuss, and apply God's truths throughout the day; develop some family traditions or habits which include the recitation or singing of God's Word, etc.*

New believers can be helped in the development of good habits through interacting with believers with more experience. If possible, ask a Christian husband and/or wife from your church to share how they have applied these principles in their family.

 Read Psalm 119:11 (printed in workbook) and answer questions 6-7. Spend some time discussing the learners' answer to question 7.


6. *So that he would not sin against God*
7. *(a variety of possible answers) We could more easily be reminded of God's Word during times of temptation if we memorize it*



## PSALM 119:11

**VA-50** Memorize this verse together as a group. Explain the underlined word.

hidden – to put away, store up. It does not mean to hide it so it cannot be used, but rather deliberately put it into our lives so that it can be used when needed.

 Read Matthew 4:1-4 and answer questions 8-9. (Joshua 1:8 is the memory verse from Lesson 11.)

8. *To resist Satan and win over temptation*
9. *(a variety of possible answers) When we are tempted to be successful through doing wrong (cheating, lying, etc.), when we are tempted to do something else on Sunday morning instead of going to church to hear God's Word, etc.*



### USE SCRIPTURE TO RESIST TEMPTATION

VA-51

Just as Jesus used Scripture to resist Satan's temptations, so can we. For example, this man has memorized James 1:22. He knows God has commanded him to keep his thoughts pure. When tempted, he can use James 1:22 to fight against that temptation. He also knows that God hates pride. When he is tempted to be proud of his accomplishments, plaques, and trophies, he can use James 1:22 to win victory over that temptation. In the power of God's Word and the Holy Spirit, he can do what is needed to escape these temptations.

\*\*\*



#### ADDITIONAL PRACTICE/APPLICATION 13c AND 13d

13c – Choose several other verses the group has memorized and discuss situations where that verse could help them overcome temptation. Simple dramas/skits portraying victory over common temptations through quoting God's Word could also be effective.

13d – Help your learners make a "memory verse packet" using the pattern on page 54 of the workbook. Cut apart the memory verse cards (same page) and put them inside the packet. Encourage them to carry the packet for study and review while riding on the bus, waiting for someone, washing dishes, etc. Additional verses can be added each week.

#### ADDITIONAL SCRIPTURE



Deuteronomy 11:18-21 – Moses again instructs the Israelites to make God's Word prominent in their lives and in the lives of their children.

Proverbs 7:1-3 – God's command to "store up" His Words and guard them "as the apple of your eye"

Matthew 4:1-11 – Other examples of Jesus quoting Scripture to defeat Satan

Ephesians 6:17 – God's Word, the "sword of the Spirit," can be effectively used to defeat the enemy and his temptations.


1 Peter 3:15 – Memorized Scripture can be used when witnessing to others.

\* \* \*

**Further Explanation:** Dawson Trotman (whose quote is in the workbook) from “The Navigators” developed a topical Scripture memorization plan for hundreds of verses. He claimed that if someone repeated a verse every day for several weeks and then continued to review it once a week for several more months, that verse would not be forgotten for the rest of his life.

## B. Meditating on God’s Word

Another way to take God’s Word into our lives is through meditation.

 Review Joshua 1:8 (Lesson 11 memory verse) and answer questions 10-13.


- |   |
|---|
| <p>10. <i>Day and night</i><br/>         11. <i>To think about, reflect, attempt to understand, analyze, reflect on, seek ways to apply it to our lives</i><br/>         12. <i>So that he would be careful to obey everything written in the law, obedience</i><br/>         13. <i>Success and prosperity</i></p> |
|---|

The word “meditation” comes from a word describing a cow chewing its cud. After initially eating, the cow stores the food in its first stomach. Later that food returns to the mouth and the cow chews it again before sending it to the second stomach. This process continues two more times until the food enters the fourth and last stomach. Christian meditation is different from the meditation of other sects because it is centered on the Word of God. After our initial hearing or reading of God’s Word, we should bring it to our minds again and again and think about how we can apply it to our lives.

**OPTIONAL OBJECT LESSON 13b**

Eat a cracker without hardly chewing it. Discuss their reaction and the wisdom of doing such for the sake of good nutrition and our health. Give a cracker to each person and challenge them to see who can chew their cracker the longest before swallowing it. Compare this to how we should read and think about God's Word.

\* \* \*


 Read Psalm 1:1-3 (printed in the workbook) and answer questions 14-17.

14. *Delights in the law of the Lord, meditates on it day and night*  
 15. *He is like a tree that is constantly being watered, bearing fruit, and is not affected in times of drought; stable, consistent, profitable*  
 16. *(a variety of answers is possible) To think about God's Word during idle moments throughout the day, to think about His Word when I am unable to sleep during the night, to plan ways that I will practice God's Word the next time a certain situation happens, etc.*  
 17. *(personal answers) When travelling, waiting, relaxing, showering, washing clothes, walking/jogging, lying awake at night*

**INPUT = OUTPUT**

**VA-52** Our minds are much like a computer. If incorrect information is put into a computer, wrong information will come out. If we put evil and immoral things into our minds through what we read, watch, or listen to, evil thoughts, words and actions will be the result. In order for our lives to be like the fruitful tree of Psalm 1 we need to deliberately fill our minds with God's Word.

Challenge each learner to evaluate what they fill their minds with. Encourage them to make changes as needed.

 Read 1 Thessalonians 1:1-3 and lead the learners in a simple meditation. Answer questions 18-19 as a group. There is no singular correct answer. Much depends on how the Holy Spirit speaks as we read God's Word.

18. *Some possible thoughts: Paul's thankfulness and prayerfulness for other believers, the Thessalonians were motivated by faith, love, and hope as they worked, ministered, and endured difficult situations.*
19. *Some possible applications: I should express my thankfulness to God for fellow believers and pray for them consistently, How does my faith affect my work?; How does my love affect my service?; How does my hope affect the way I react to difficult circumstances? etc.*

Challenge your learners to take time each day to meditate on a portion of God's Word (each morning if possible). Show them the sample *Meditation Guide* on workbook page 57. Then, throughout the day, they should try to bring back to their minds what they read and thought about.



\* \* \*

#### ADDITIONAL SCRIPTURE

Philippians 4:8-9 – God's command regarding the content of what we should think or meditate on

Psalm 1 – The end of the wicked who take no delight in God's Word is the exact opposite of end of the righteous (verse 3)




#### ADDITIONAL PRACTICE/APPLICATION 13e

Encourage your learners to continue meditating on 1 Thessalonians this week, one paragraph a day. Suggested paragraphs are listed in the workbook under "Family Activity." Suggest that they use the sample *Meditation Guide* on workbook page 57. Encourage them to begin a "devotional notebook" in which they can write their discoveries and commitments as they meditate on God's Word.

Instead of continuing on with Lesson #14 next week, use your class time to discuss what they have discovered during their meditation and how they were able to apply the truths to their lives. You may want to continue doing this a few more weeks until they have completed the entire book of 1 Thessalonians and are feeling more familiar with the skill of meditation.


\* \* \*

## 5. SUMMARY REVIEW QUIZ

 Allow the learners to answer these questions as a group. Be prepared to share your experiences as an answer to question b.

- a. *We will listen to, read, memorize, and meditate on God's Word as often as possible.*
- b. *(personal answers)*
- c. *Evil, lies, immorality, mockery*
- d. *God's Word, wholesome thoughts, truth, praiseworthy events, etc.; He can do that by listening to, reading, memorizing, and meditating on God's Word, interacting with other believers, etc.*

## 6. PERSONAL RESPONSE

 Challenge each learner to think of practical steps he can take to memorize and meditate on God's Word. For example, planning to review his memory verses and meditate on God's Word while commuting to work, doing laundry, etc.


## 7. FAMILY ACTIVITY

Scan through the various suggestions listed in the workbook. Encourage them to make the memorization and review of Scripture as enjoyable as possible through the various games listed on page 51 of the workbook. Always review the meaning and application of each verse. Children can be taught to meditate on God's Word by doing it with their family.

## 8. CLOSING PRAYER

Quote Psalm 119:11 back to God in prayer and ask His help to use His Word to keep each one from sinning.





## GOALS

1. The learner will discover the importance of personally studying God's Word.
2. The learner will:
  - ◆ use the **SPECTA** method of studying God's Word
  - ◆ memorize Psalm 119:18 and explain it to his family.

## ADDITIONAL MATERIALS NEEDED

1. Additional Practice/Application 14b – The flashcards (VA-61a-d) for the first 18 books of the New Testament (Matthew–Philemon). (You may want to use the flashcards of the Old Testament books as review.)
2. Optional Object Lesson 14a – Cut out a “Spot the Differences” puzzle from a newspaper (usually in the Sunday edition).
3. Optional Object Lesson 14b – On white paper, write the word “truth” in black ink. With a red pencil or pen, scribble all around and over the word so that it is very difficult to read. Bring a piece of red cellophane.

## LESSON OUTLINE

### 1. SHARE AND PRAYER TIME

- a. Ask each learner to share what his favorite subject in school/college/university was (or is) and how he studied for this subject.
- b. Encourage any who wish to share some insights they gained from meditating on God's Word this past week.

- c. Continue to update your class prayer list and try to involve different people each week in praying for the requests as well as thanking God for those that have been answered.

## 2. REVIEW OF THE PREVIOUS LESSON

\* \* \*



### ADDITIONAL PRACTICE/APPLICATION 14a AND 14b

14a – Do a Bible Drill using Old Testament books. A suggested drill is on page 52 of the workbook.

14b – Using the flashcards (VA-61a-d), play a review game for the books of the Old Testament. Then continue teaching the first 18 books of the New Testament (Matthew-Philemon). Try singing the songs on workbook page 53 as another method for memorizing these books.

\* \* \*

Return to the illustration of the five fingers and the Bible (Lesson 12, workbook). Review the four methods that have been studied so far. Remind them of the practical helps given to them to help them put God's Word into their lives.

- ◆ *Listening Guide* for taking notes on sermons (page 56)
- ◆ *The Read Through the Bible in a Year* guide and *Personal Reading Record* (pages 58-61)
- ◆ The memory verse cards and packet for storing them (pages 54-55)
- ◆ The sample *Meditation Guide* (page 57)

## 3. INTRODUCTION

Discuss both the positive and negative feelings people have about "studying." Relate the various issues that have been discussed to this lesson, "Studying God's Word."



VA-53

### LESSON 14 OUTLINE


#### STUDYING GOD'S WORD

- A. Some Reasons for Studying God's Word
- B. The Right Attitude in Studying God's Word
- C. A Basic Approach to Studying God's Word

Discuss the significance of the thumb on our physical hand. Consider all the things that we would be unable or greatly hindered in doing without a thumb. Refer again to the five fingers and Bible illustration (Lesson 12). In order for a believer to have a good grasp of God's Word, he must study much, just as he uses his thumb often.


#### 4. BIBLE LESSON

##### A. Some Reasons for Studying God's Word

 Read Proverbs 2:1-5 (printed in workbook) and answer question 1.

- 1a. Accept God's teachings, believe them*
- b. Store up, carefully keep God's commands in our hearts/lives*
- c. Turn our ear toward wisdom, choose to listen and pay attention*
- d. Apply our hearts to understanding, honestly seek to understand God's Word*
- e. Call out for insight, ask questions*
- f. Cry aloud for understanding, sincerely seek to understand*
- g. Look for it as for silver, study diligently, carefully, expectantly*
- h. Search for understanding as if it were hidden treasure, be willing to sacrifice time and resources in order to understand God's Word*

Just as studying at school takes time, work, diligence, and self-discipline, etc., so it is in studying God's Word. Academic study offers the reward of a diploma, degree, advancement, etc. Studying God's Word offers a greater reward—knowing God better and drawing closer to Him.

 Read Acts 17:10-12 and answer questions 2-5.


- 2. They examined, studied the Scriptures themselves*
- 3. In order to see if what Paul said was true*
- 4. Every day*
- 5. Many believed and were saved*

The Bereans were considered "noble" people because they not only listened to the apostle Paul but did their own study to be sure that what they were being taught agreed with Scripture (the Old Testament writings).

**CHECK FOR ACCURACY**


**VA-54** Even though we have godly men and women preaching/teaching us the Scriptures, it is our responsibility to study and verify that what we have heard agrees with what the Bible teaches. Once we are sure it is truth, we need to again follow the example of the Bereans and put that truth into practice.

\* \* \*

**OPTIONAL OBJECT LESSON 14a**

Ask if anyone enjoys "Spot the Differences" puzzles. If so, ask them to share their strategy for finding the differences. Explain that our study of God's Word should be much the same. We need to study the original (the Bible) first and then carefully evaluate/study the other so as to find any differences.

\* \* \*

 Read 2 Timothy 2:15 and answer questions 6-8.

- 6a. To present himself to God as an approved workman and without shame; to have a blameless lifestyle*
- b. To correctly handle the Word of truth, be able to accurately and clearly teach, preach, and apply God's Word to his own life and the lives of others*
- 7. All believers, each one of us*
- 8. Carefully and consistently study God's Word, learn all we can from others but also combine that with diligent personal study*

God commands each believer to preach the Gospel to everyone (Mark 16:15), therefore we all need to prepare ourselves by thoroughly and consistently studying God's Word.

God commands us to study His Word. The ultimate aim is life application. God is not interested in a mere academic knowledge which has no effect on one's life (James 1:22).


\* \* \*

**ADDITIONAL SCRIPTURE**

2 Timothy 3:16-17 – Scripture should have the end result of equipping each believer for every good work through correcting doctrine, rebuking error, correcting wrong behavior, and training for righteous living. Thus the very purpose of Scripture compels us to study it.

\* \* \*

## B. The Right Attitude in Studying God's Word

 Read Psalm 119:18 (printed in workbook) and answer questions 9-10.

9. *In order that he can see, understand, appreciate the truths of His Word*  
 10. *(personal answer) God's Word can only be understood by those who have the Holy Spirit (1 Corinthians 2:14-15); God's Spirit must be our ultimate teacher in order for us to correctly understand His Word.*



### SEEING THROUGH GOD'S EYES

**VA-55** The Bible is different from all other books. With other books, we can generally assume that diligent study will allow us to attain an academic understanding of what the author is saying. However, the Bible is a divine book, we need divine guidance in order to properly understand it. We must depend continually upon the Holy Spirit (represented as a dove in this visual) to teach us and help us understand God's Word. Prayer must always accompany the study of God's Word.

\*\*\*



#### OPTIONAL OBJECT LESSON 14b

Show your learners the paper where the word "truth" is written but difficult to read because of the scribble marks around and over it. Then put the red cellophane paper over it and the word "truth" will become very evident. Our limited human wisdom, backgrounds, assumptions, etc. often cloud our understanding of God's Word. We need the Holy Spirit to teach us and make God's Word clear to us.

\*\*\*




### PSALM 119:18

**VA-56** Memorize this verse together. Remind parents to explain to children the symbolism of "open my eyes." Encourage your learners pray this verse whenever they begin to listen, read, memorize, meditate, or study God's Word.

### C. A Basic Approach to Studying God's Word

As stated in the workbook, there are different methods of studying God's Word. Since you are probably teaching fairly new believers, we begin with a more "devotional" study of God's Word using the "**SPECTA**" method.

- S** – Sins to avoid—Are there sins mentioned in the paragraph of Scripture read which we should turn away from?
- P** – Promises to claim—Are there promises for us to believe?
- E** – Examples to follow—Are there good examples of people's lives to imitate?
- C** – Commands to obey—Are there commands from God?
- T** – Truths about God—What can we learn about God (the Father, Son, and Holy Spirit)?
- A** – Application—How can these truths be applied to our lives?

 Read 1 John 1:1-10 as a group. Discuss each of the six aspects of "**SPECTA**" and search to see if they are included in these ten verses. (Not every paragraph of Scripture will answer all of the questions.)

There will be various insights. Here are some possibilities:

- S** – Living a life of deceit, lies, hypocrisy*
- P** – If we live a holy life, we will enjoy fellowship with other believers, with God, and with Christ. Christ's blood purifies us from all sin. If we confess our sin, God will forgive it and remove all of our unrighteousness.*
- E** – The example of John and his companions of sharing what they have experienced with others. Christ's example of living a pure life.*
- C** – Live a pure life. Be honest with ourselves.*
- T** – Christ is referred to as "the Word of life" and "the eternal life." God is pure light.*
- A** – I need to share the truth with others so that they also can enjoy fellowship with God. I must guard my life from sin and from self deception. I must confess my sin regularly to God and receive His forgiveness.*

Pray together following the study, asking God to help each one obey what God has shown them.

Encourage them to continue studying God's Word using the "**SPECTA**" method. Their observations should be recorded in their devotional notebook.


\* \* \*

**ADDITIONAL PRACTICE/APPLICATION 14a**

Assign your learners to continue studying 1 John, one section each day. Suggested sections are included under "Family Activity." Rather than teach Lesson #15 during your next class, discuss what your learners found as they studied God's Word using "**SPECTA**." You may want to do this for two or more classes until the learners are comfortable and growing in their use of the "**SPECTA**" format of study.


\* \* \*

**5. SUMMARY REVIEW QUIZ**

 Allow the learners to complete the quiz together and discuss their answers.

- a. *Just as the thumb works together with the other fingers in almost every activity the hand does, so personal study should be combined with every effort to take God's Word into our lives (listening, reading, memorizing and meditating).*
- b. *The Scriptures themselves must be the ultimate authority rather than any person, no matter how important they may seem to be. Everything should be checked against the Scriptures.*
- c. *Similarities – Both take time, work, self-discipline, mental effort and concentration; both are important if we want to progress in our lives, etc. Differences – Studying the Bible not only requires us to use our minds but also to trust the Holy Spirit to reveal truth to us. The goal of studying the Bible is not only to increase in knowledge but also to change our lives to become more like Christ.*

**6. PERSONAL RESPONSE**

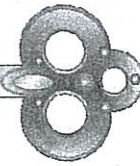
 Challenge the learners to develop a reasonable plan for regular study of God's Word. Each person's schedule and situation is different, but believers should regularly study the Bible.

**7. FAMILY ACTIVITY**

Briefly read through the various suggestions listed under Family Activity in the workbook.

**8. CLOSING PRAYER**

Pray back to God Psalm 119:18, asking for His help to get started in regular study of God's Word. Ask Him to help the learners not become discouraged.



### GOALS

1. The learner will discover the necessity of spiritual disciplines in the pursuit of intimacy with God.
2. The learner will:
  - ◆ desire to deepen his intimacy with God;
  - ◆ determine what spiritual disciplines he needs to establish and how he will incorporate them into his life;
  - ◆ memorize Luke 5:16 and explain it to his family.

### ADDITIONAL MATERIALS NEEDED

1. Additional Practice/Application 15b – The flashcards for the New Testament books Hebrews–Revelation (VA 61a-d). (You may want to use the other flashcards as review.)
2. Optional Object Lesson 15a – A watering can with some water inside. If possible have some plants to water.
3. Optional Object Lesson 15b – Cut out and bring some pictures of current sports heroes.
4. Your own personal “tools” for spiritual growth to use as samples for your learners. For example:
  - a) *Read the Bible Through in a Year* schedule and *Personal Bible Reading Record*;
  - b) Devotional notebook for recording meaningful thoughts during Bible reading, “**SPECTA**” discoveries, meditation, prayer list, etc.;
  - c) Notebook for recording sermon outlines/thoughts; and
  - d) Packet of memory verses.
5. Alarm clock



**LESSON OUTLINE****1. SHARE AND PRAYER TIME**

- a. Ask each learner to share what they do to enhance their relationship with a close friend.
- b. Encourage some to share any special thoughts the Lord gave them while studying 1 John using the "**SPECTA**" method.
- c. Spend time thanking the Lord for the things just shared as well as continuing to pray for needs represented on your class prayer request list.

**2. REVIEW OF THE PREVIOUS LESSON**

Review the four lessons centered around Key #3. A suggested review game and questions are on page 119 of this Leader's Guide.

\* \* \*

**ADDITIONAL PRACTICE/APPLICATION 15a AND 15b**

15a – Lead your learners in another Bible Drill using the first 18 books of the New Testament. A suggested drill is on page 52 of the workbook.

15b – Using the Bible book flashcards, play a review game to review all the books of the Bible they have memorized. Teach the final books of the New Testament, Hebrews – Revelation. Sing the Books of the New Testament song on workbook page 53.

\* \* \*

**3. INTRODUCTION****VA-57*****I WANT TO KNOW YOU BETTER!***

Ask "What are the most important elements in establishing a strong, growing, healthy relationship with a person?" An important element, no doubt, is spending time together, listening, and talking.

These principles also apply to our relationship with God. God loves us and wants to enjoy an intimate relationship with us. That will not happen unless we spend sufficient time alone with Him. Most people are very busy. But if we truly desire to grow in our

relationship to God, we must discipline ourselves to be alone with God on a regular basis. Such an aim and practice is referred to as a “spiritual discipline.”



## LESSON 15 OUTLINE

VA-58

### OUR SPIRITUAL DISCIPLINES

- A. Christ's Example of Spiritual Disciplines
- B. Suggested Daily Spiritual Disciplines
- C. Suggested Weekly Spiritual Disciplines

Briefly discuss the summary of the four “Keys” of this series found in the workbook. Explain how all of these “Keys” are designed toward establishing a healthy growing intimate relationship with God.

Discuss the definition of “discipline” – **training that develops character**. A parent’s discipline of a child, a teacher’s discipline toward a student, God’s discipline of His children, and self-discipline are all for the same purpose. It is to encourage the establishment of correct desires, motives, actions, etc., which will result in a worthwhile and useful life.

Discipline, especially self-discipline involves three steps:

- a. deciding what you should do,
- b. planning how you will do what you have decided to do, and
- c. actually doing it.

#### 4. BIBLE LESSON


##### A. Christ's Example of Spiritual Disciplines

Read Mark 1:32-39 and answer questions 1-7.

1. *Healing and driving out demons*
2. *Early, while it was still dark*
3. *To a solitary place in order to pray*
4. *His ministry of teaching, preaching, healing, and driving out demons*
5. *Preaching and driving out demons*
6. *(a variety of possible answers) Because He spent time with His Father; He listened to what His Father was saying He should do*
7. *(personal answer) I would have peace that I was doing what God wants me to do; I would be more sure I was making the right decisions, etc.*

No doubt Jesus was tired. He knew there were more sick and/or demon possessed people. But He chose to spend time alone with His Father. He disciplined Himself to get up early, find a place where He could be alone, and talk with God. Peter and the disciples did not agree with Jesus' choice. But Jesus knew that in order to continue to serve others, He needed to spend time with the Father. He couldn't keep giving out (in ministry) without taking in (listen and talk with His Father). He needed time for personal renewal.

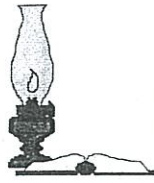
We also need frequent time alone with our Heavenly Father. Even though we are busy doing many important things, we must make time to communicate with God. Other people may not agree with our choice, but that should not change our mind. We cannot develop and enjoy an intimate relationship with God without regular time alone with Him. We also cannot be a blessing to others if we do not spend time alone regularly with God.

 Read Luke 5:15-16 and answer questions 8-10.

8. *He was teaching and healing people*
9. *He went to lonely places, places where He could be alone in order to pray*
10. *Find lonely places to go and be alone with God, to get away from other people and spend time communicating with God*

Continue to underline the motive or purpose for Christ's frequent withdrawal. Christ did not just "go through the motions" or "mechanically" perform this spiritual discipline. He longed for and enjoyed spending time with His Father. That should also be true of us.

\* \* \*

**OPTIONAL OBJECT LESSON 15a**

Discuss what watering cans are used for. Empty the water in the can by watering some plants. Then continue to “water” the plants. Talk about their reactions. What needs to happen before the watering can is useful again? It needs to be refilled with water. We will be like this watering can if we fail to take time to be refilled by God through reading God’s Word and prayer. Jesus Christ disciplined Himself to take time to be refilled. Because of that, He continued to have a powerful and effective ministry. If we want our lives to be a blessing to others, we must do the same thing.

\* \* \*

**LUKE 5:16**

**VA-59** Memorize Luke 5:16 together. Each time the verse is repeated, emphasize a different word (for example, “often,” “withdrew,” “lonely,” and “prayed.”) Discuss the importance of the emphasized word. Try putting their names in the verse “But (their name) often withdrew...” Could this be said about them?

\* \* \*

**ADDITIONAL SCRIPTURE**

Exodus 33:11 – Moses’ description of His meeting with God  
 Psalm 63:1 – David’s description of his desire to meet with God  
 Luke 24:32 – Two disciples’ description of time spent with Jesus

\* \* \*

**Suggestion:** If you plan to do the Additional Practice/Application suggestions, you will probably need more time. Divide this lesson into two parts. Teach points B and C during the next lesson. Challenge your learners to try to answer questions 11-12 this week in preparation for the next lesson.

**B. Suggested Daily Spiritual Disciplines**

Encourage your learners to think about their answers to questions 11-12. Perhaps they will be unable to immediately make those decisions.

**Time:** Although meeting with God first thing in the morning is a good goal, it may be impossible due to other circumstances and responsibilities. But, they should try to identify a time which can be regular.

**Place:** In our cultural setting, a private place is often hard to find. They should not be discouraged by this problem, but determine to find the most quiet place possible, a place with the fewest distractions, where they can daily meet God.

**Making the plan workable:** Adjustments must be made in order to do what is planned. For example, an alarm clock may be needed to help them get up earlier. (Use your alarm clock as an object lesson.) Or perhaps the radio or TV will need to be shut off during a specific time. This may mean asking others to help you by agreeing to be quiet and avoid interrupting you.

Once they have determined a time and place, they need to develop a plan for how they will spend that time with the Lord. The plan printed in the workbook is only a suggestion. There are no right or wrong amount of time, activities, or order of activities. Each person must develop his own plan. Many believers benefit much from keeping a “devotional notebook” in which they record what God is saying to them. Show them your devotional notebook.

Although a daily time of prayer and meditation is the most important, your learners should also be encouraged to aim to read through their Bibles. This is something they could do just before going to bed or while riding on a bus. Show them your copy of the *Read the Bible Through in a Year* schedule and *Personal Bible Reading Record*.



### ENJOYING OUR TIME TOGETHER

**VA-60** Our daily spiritual discipline of spending time alone with God should be a joy and blessing, both to us and to God. As we listen to Him, talk to Him, and obey Him, our love will continue to grow. Although this practice should become a habit, we must be careful that our devotion is to our Savior and not to the mere

habit. The purpose of our time with the Lord is to develop an intimate relationship with Him and allow Him to change us to become like Jesus Christ.

\* \* \*



**ADDITIONAL SCRIPTURE**

Psalm 5:3 – David's "spiritual discipline" of meeting God in the morning

Matthew 6:6 – Jesus' instruction to find a lonely place to pray



**ADDITIONAL PRACTICE/APPLICATION 15c**

During your Bible study, take the time to actually do these three suggested activities as a group.

Begin with **prayer** (for example, the prayer of Psalm 119:18) asking God to speak to you as you read and meditate on His Word.

**Reading and meditating on a paragraph or chapter of God's Word.** Begin the book of Philippians by meditating on Philippians 1:1-6. Use the *Meditation Guide* on page 57. As insights are shared, pause and talk to God about that insight before continuing.

**Prayer.** Ask various ones to talk to God about both what they have read as well as requests/praises, etc., listed on your class prayer list. You may want to use the **ACTS** pattern of prayer.


\* \* \*

### **C. Suggested Weekly Spiritual Disciplines**

**Memorize a Bible verse.** Encourage them to review the verses they have learned and continue to memorize additional verses. Show them your memory verse packet in which you keep the memorized verses. As they listen to, read, meditate, and study God's Word, they will find verses they want to memorize. Show other memorization plans (for example, Navigators).

**Study God's Word.** Encourage them to choose a book of the Bible and study a section/chapter each week using the "**SPECTA**" plan. Explain that there is much more involved in studying God's Word than we have discussed. Encourage them to take advantage of opportunities to learn how to study and interpret

God's Word more thoroughly. Joining a Bible study or Sunday School class will also help broaden their knowledge of God's Word.

 **Worship God with other believers in a Bible-believing church.** Read Hebrews 10:25 and answer question 13.

- 13a. Meet together, worship together as a group of believers*  
*b. To encourage one another, help one another grow in their relationship with Christ.*

If some of the believers are not yet attending a Bible believing church, help them take this step. This practice should be their primary weekly spiritual discipline. Remind them to be an active listener (Lesson 12) by taking notes during the worship service. Show them the notebook you use for that purpose.

\* \* \*

#### OPTIONAL OBJECT LESSON 15b



Show the pictures you have brought of current sports heroes. Discuss how they became as skillful and good as they are. Much self-discipline in different areas of their lives (physical, intellectual, social) is needed. We as God's children should want our lives to be excellent—to be as much like Jesus Christ as possible. We too will need self-discipline in every area of our lives, including spiritually. Changes in our lives will not happen instantly. They take time, determination, and discipline.

#### ADDITIONAL SCRIPTURE




Acts 2:42 – The activities of a church include teaching God's Word, fellowshiping with other believers, breaking bread (celebrating the Lord's supper), and praying.

Acts 20:7 – The church met each Sunday to celebrate the Lord's supper and listen to God's Word.


\* \* \*

### 5. SUMMARY REVIEW QUIZ

 Allow the learners to discuss the answers as a group. For question "d," you could use the example of two close friends who plan a time to meet but an unexpected happening postpones it. They are disappointed but their friendship remains strong. They will quickly plan another time to meet.

- a. *His desire and longing to communicate with His Father and to enjoy an intimate relationship with God*
- b. *Yes. If we forget the purpose for these spiritual disciplines, we can do them out of habit or mechanically, with no meaning. We can become proud of our spiritual disciplines but fail to enjoy the intimacy which God desires.*
- c. *No. Each person must decide according to his circumstances, etc. God will lead each of His child to develop what is best for him. We must be careful not to judge others who do not have the same spiritual disciplines we do.*
- d. *No. We do not spend time with God for the purpose of gaining merit, but rather to grow more intimate in our relationship with Him.*

## 6. PERSONAL RESPONSE

 Earlier in the lesson (questions 11-12), a time and place for practicing his spiritual disciplines were chosen. Now he is asked to decide which disciplines God wants him to establish. Getting started is often the hardest step. Sometimes asking someone else (an accountability partner) to check about your spiritual disciplines and spiritual growth helps.

## 7. FAMILY ACTIVITY

Encourage the learners to help their families develop spiritual disciplines. Such disciplines should result in a growing enjoyment of their relationship with God. If there are families who have developed healthy spiritual disciplines, suggest that they share their experiences with others and help them get started.

## 8. CLOSING PRAYER

Ask God to help each one grow in their relationship with Him through practicing the spiritual disciplines that God wants for each one. Thank Him for His desire that we spend time with Him and enjoy His fellowship and presence in our lives.



# SUGGESTED GAMES FOR REVIEWING LESSON CONTENT

## LESSON 7 – SURPRISE CIRCLES

### Preparation:

Cut 10 circles from heavy cartolina paper. Using a pentel pen, write the number “5” on two circles, the number “10” on three circles, the number “15” on three circles, and the number “20” on two circles.

### Directions for Playing:

Turn all the circles upside down so the numbers cannot be seen. Divide your class into two teams. Ask the review questions alternately between the two teams. Each time the question is answered correctly, the person who answered the question may turn over any circle he chooses. The number on the back of the circle becomes points for his team. The team with the most points wins.

### Suggested Questions:

1. What is the spiritual milk which 1 Peter 2:2-3 says new believers should hunger for? (The Word of God)
2. Who has God given to each believer to help them grow to become like Christ? (The Holy Spirit)
3. According to Romans 6:23, what is the punishment for sin? (Death)
4. What are we able to do to save ourselves from being punished for our sins? (Nothing)
5. According to John 14:6, how many ways are there to God? (One, Jesus Christ only)
6. According to John 5:24, what are the two requirements we must do in order to receive eternal life? (Hear God’s Word and believe)
7. According to John 5:24, what three things does God promise will be true for those who have met the requirements for salvation? (They have eternal life; they will not be condemned; they have crossed over from death to life)
8. Why is a believer able to stop sinning? (Because he is no longer a slave to sin; he has God’s seed in him)
9. According to Romans 8:1, what is true about believers? (They will never be condemned)
10. According to 1 John 1:9, how can our fellowship with God be restored after we have sinned? (By confessing our sins to God)

## LESSON 11 – MYSTERY SENTENCE

### Preparation:

Choose a short sentence stating a central truth from the lesson. On a chalk board, draw a line for each letter of the word leaving a space between words. For example, if your mystery sentence was "God loves you," you would draw \_ . You could fill in some letters beforehand in order to make the game shorter.

### Directions for Playing:

Divide your class into two teams. Ask the first question to the first team. If they answer it correctly, they guess a letter from the mystery sentence. If the letter they guessed is in the sentence, fill in that letter each time it occurs. For example, if the letter "o" for the statement, "God loves you," fill in the letter "o" on the second blank of each word. If the letter they guessed is not in the sentence, their turn is over. Ask the second question to the second team. At any time, either team may guess the mystery sentence. The first team that guesses the mystery sentence wins.

### Suggested Sentence: **God wants us to pray.**

### Suggested Questions:

1. What does God want us to talk to Him about when we pray? (Everything that is in our hearts)
2. How does David describe prayer in Psalm 62:8? (Pouring out our hearts to the Lord)
3. In the Old Testament, how often could the high priest enter God's presence (the Holy of Holies)? (Once a year)
4. Because Christ is our High Priest now, how should we approach His throne according to Hebrews 4:16? (With confidence)
5. Today, who are God's priests who serve Him? (Every believer)
6. What are the four important elements of prayer represented by the letters **A C T S**? (Adoration, Confession, Thanksgiving, Supplication)
7. According to Philippians 4:6, what should we do with all the things that we tend to worry about? (Bring them to God in prayer with thanksgiving)
8. What often hinders God from answering our prayers? (Our sin)
9. What does it mean to ask God for something in Jesus' name? (We ask using Christ's authority)
10. What quality should be true about our prayers according to Luke 11:9-10? (Persistence)

## LESSON 15 – QUESTION & ANSWER MATCH

### Preparation:

Write each review question on a separate paper—one question per paper. Number the question papers in the order you want them answered. Also, write the answer to each question on a separate paper. You will have 20 pieces of paper with something different written on them. Mix all the slips together and put them into a bag/box.

### Directions for Playing:

Let each person take one paper out of the bag. If you have leftover papers, lay them on a table/chair. Each person should then find his partner (or match from the table/chair). Once all the matches have been made, ask the person with question 1 to read the question and his partner to read the answer. Continue with question 2 until all the questions have been answered correctly. (This is not a competitive game but will allow plenty of involvement.)

### Suggested Questions:

1. Who is the true author of the Bible? (God)
2. According to Joshua 1:8, how often should we read and meditate on God's Word? (Every day, day and night)
3. What promise does God give in Joshua 1:8 to those who obey this command? (They will be prosperous and successful)
4. What warning does James 1:22 give those who hear God's Word but don't obey it? (They deceive themselves)
5. Where is the best place to regularly listen to God's Word? (In church)
6. Why did David memorize God's Word according to Psalm 119:11? (So that he would not sin)
7. What does it mean to meditate on God's Word? (Think about it and apply it to our lives)
8. What did the people from Berea do after they listened to Paul preach? (They studied the Scripture to make sure that what he said was correct)
9. Which of the verses which we have memorized is a prayer asking God to show us truths from His Word? (Psalm 119:18)
10. What does the "P" in the "S P E C T A" study method represent? (Promises to claim)





