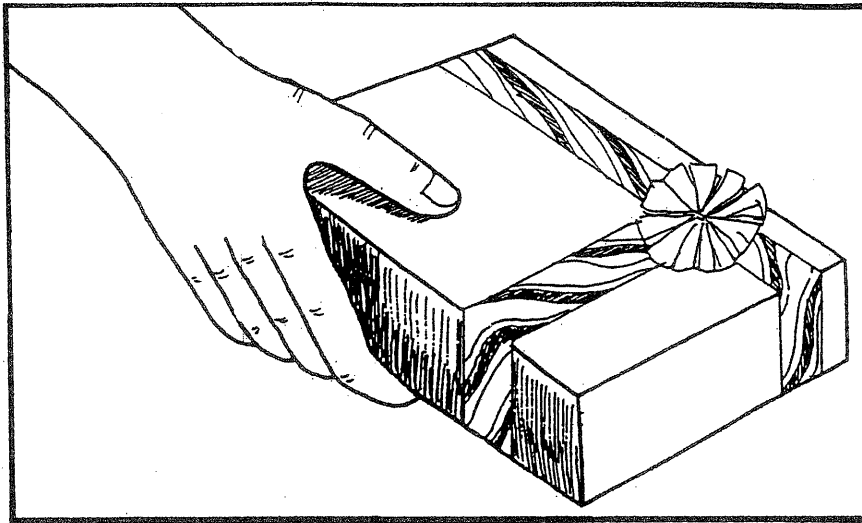


GOD'S OFFER



A Seven Week
Evangelistic Bible Study

LEADER'S GUIDE

a

PREFACE / ACKNOWLEDGMENTS

These evangelistic Bible study lessons are an adaptation of “God’s Solution To Your Spiritual Problem” written by William G Arvan. Working with the SEND International Editorial Committee, the following people were instrumental in making these lessons possible:

Miss Laura Bonney and Miss Ruth Haynes, compilers

Mrs. Norma Gaston, translation and typing

Mr. Maurice Ventura and Mr. Ernie Sena, art work

“God’s Offer” is published by Send International of the Philippines. In the Philippines, no part of this Leader’s Guide or the Visual Aid Charts may be reproduced without written permission from the publisher.

Outside of the Philippines there is no restriction on the use of these materials in any shape or form. It is the desire of William G. Arvan that they be used as widely as possible for the **Glory of God**.

“God’s Offer” is designed for teaching **small groups** using this Leader’s Guide and the accompanying 46 Visual Aid Charts.

Although written for use in the Philippine culture, these materials may easily be adapted and applied to most any culture.

All Scripture quotations are from the New International Version (NIV) of the Bible.

In December of 2011 this material, “God’s Offer” and its 46 Visual Aid Charts, was prepared for electronic transfers through computer “flash drives.”

For further information please E-Mail ---

williamgarvan@gmail.com

billarvan1949@gmail.com

TABLE OF CONTENTS

Page Setup – Layout	d
Guidelines for the Teacher	d
Tips for Evangelistic Bible Study Teachers	e
Preparing the Lesson	f
Catch the Vision	g
Lesson One - GOD IS SPEAKING TO US	1
Lesson Two - OUR SPIRITUAL PROBLEM	10
Lesson Three - SEPARATION FROM GOD	17
Lesson Four - THE MEDIATOR	26
Lesson Five - GOD'S OFFER	34
Lesson Six - YOUR RESPONSE	43
Lesson Seven - MY NEW RELATIONSHIP WITH GOD ---	52

PAGE SET UP --- LAYOUT

This information will inform you of the Page Setup used in God's Offer.

1. **Computer Page Layout** --- Portrait
2. **Paper** --- Width 8 ½ inches and Length 11 inches
Print pages "back to back" (pages 1&2, 3&4, etc. together.)
Finished printed size – trim to 6 ¼ inches wide by 8 ½ long.
3. **Margins** --- Top 0.4 and Bottom 2.5 inches
When printing out **odd numbered pages** (1, 3, 5, etc.) ---
Left 0.8 inches and Right 2.6 inches
When printing out **even numbered pages** (2, 4, 6, etc.) ---
Left 2.6 inches and Right 0.8 inches
Gutter 0 inches --- Gutter position left
Headers and Footers --- Headers 0.5 & Footers 0.5 inches
4. **Binding** --- Use **Combind** binders or fasteners for binding the book.
Apply the Binder to the **left hand side** of the **odd numbered pages** – which will be the **right hand side** of the **even numbered pages**.

GUIDELINES FOR THE TEACHER

Scripture References

Each lesson has a limited number of selected Scripture References which the class should look up, read, and discuss.

These references are **underlined in a darker print such as this.**

All other Scripture References (placed in parentheses and printed in a smaller type such as this) are there to use only if needed

Discussion Questions

The symbol "???" indicates the use of a discussion question. The teacher should first give ample opportunity for the students to answer those questions before giving the correct answer. (The correct answer to those questions usually follow and are enclosed in parentheses.)

TIPS FOR EVANGELISTIC BIBLE STUDY TEACHERS

Don't Offend Unnecessarily

Answer carefully all questions concerning religion and religious practices such as:

“What religion are you?”

“Do I need to leave my religion if I attend your Bible Study?”

“What is the difference between your religion and ours?”

Keep the focus on Christ and His Word, the Bible, not religion. Explain that you are teaching the Bible, not a religion. Your purpose is to explain what the Bible says about salvation, not to convert them to your religion. Be careful not to slander any religion in any way.

Don't Do All The Talking

For best learning, the class should be given the opportunity to discover truth from the Bible for themselves. When asking questions marked with the symbol “??”, wait for the class to answer before telling them the answer. Also give ample opportunity for the class to ask questions.

Don't Get Side-Tracked

When leading discussions, keep the topic central. Don't allow the class to change the topic or to focus on insignificant details. Refuse to debate or argue.

Don't Force A “Decision”

Your purpose is to present as clearly as possible the message of salvation as taught in God's Word. Although you will encourage them to decide to follow Christ, you must not force them. Nor should you pressure them to attend your church. Salvation is your focus, not churches or religion.

PREPARING THE LESSON

1. Prepare Your Heart Through Prayer.

- a. Ask the Holy Spirit to help you discern the needs of those in your Bible study and how to minister to them.
- b. Ask God's help in understanding the lesson and how to teach it.

2. Prepare Your Mind Through Study.

- a. Good lessons take time to prepare. Begin your preparation early.
- b. Take the necessary time to understand the goal, main points, and application in the lesson's outline.
- c. Be able to explain the Bible verses and illustrations clearly.

3. Be Flexible.

- a. Some lessons may be too long for your class situation.
If so, divide the lesson and continue it at the next scheduled study.
- b. Make the lesson relevant to the class. If necessary, make changes in the lesson's outline or illustrations to fit the people or age group you are teaching.

CATCH THE VISION

Today, there is a growing spiritual openness and hunger for the Gospel in many of the nations of the world. To care for this need, every pastor, missionary, and Christian leader must be committed to a two-fold purpose.

TO TEACH!

In many cultures individuals and their friends or even members of an “extended” family are natural contacts or “bridges” for evangelistic Bible studies. Therefore, one of the most effective ways of reaching families for Christ in your community is to commit yourself to teach evangelistic group Bible studies.

TO TRAIN!

The present spiritual openness to the Gospel demands more personnel. The need is greater than what you as an individual can do alone. You must increase your effectiveness. You must “multiply” yourself. You must commit yourself to **train** other believers to teach evangelistic Bible studies.

- Take another believer with you so that he can observe you as you teach this series.
- Allow him to assist you by teaching small portions of the lesson with you.
- Encourage him to begin his own Bible study and offer to be his assistant.

LESSON ONE

GOD IS SPEAKING TO US

Teach this lesson so that:



1. Class members will discover the answer to “How God speaks to us?”
2. Class members will know why they need to study the Bible and decide to study it.

MATERIALS NEEDED

- Your Bible
- Extra Bibles for class to use
- Visual Aid Charts #1-7

Change the charts as you proceed through the lesson outline.
Place the charts where the class members can easily see them.

ESTABLISH RELATIONSHIPS

If this is your first time to meet with this group, take time to chat personally and make them feel at ease. Don't pressure them to answer questions or read the Bible until they feel more at ease with you. If they are not known to you, get there names.

LESSON ONE

HOW TO USE THE BIBLE

If your class is unfamiliar with the Bible, explain and practice with them using the Table of Contents and Bible references.

The Table of Contents is located in the front of the Bible. It tells us where to find the books of the Bible. Chapters and verses within each book are called "references". As an example let us look at John 3:16:

The Book --- John is the name of the book.

The Chapter --- The "3:" refers to the third chapter in the book of John.

The Verse --- The last number(s) ":16" refers to the verse(s) in the third chapter of John.

LESSON OUTLINE

1. PRAYER

[Begin the class session with a short prayer.]

2. INTRODUCTION

To begin this Bible Study, let us answer some very basic questions.

?? Is there a God?

?? How do you know God exists? [Let the class give their reasons.]

CHART 1 - GOD EXISTS

Creation is proof that God exists. **Read Psalm 19:1-4** (Romans 1:20)

LESSON ONE

?? Through creation we can know that God exists. But, in your opinion, can we know God is a personal way?

?? Do you think God wants to talk to us? The Bible teaches that God wants a personal relationship with us. But how does God communicate with us so we can know His will and purposes?

In our first lesson, we want to answer two important questions. [Refer to Chart #2.]

CHART 2 - LESSON OUTLINE

GOD IS SPEAKING TO US

- How does God speak to us?
- How can we listen to God?

3. HOW DOES GOD SPEAK TO US?

God is in heaven; we are on earth. We cannot see or hear God.

?? What are some ways that you think God speaks to us?

?? How can we know what He wants us to do? [Let the class answer.]

Let us look at what some others think.

A. INSUFFICIENT ANSWERS

CHART 3 - INSUFFICIENT ANSWERS

LESSON ONE

1) TRADITION / CULTURE

Some will say “God speaks to us through our traditions or culture. When we follow our traditions or the beliefs we have been taught from childhood, we are doing what God wants us to do. When we keep our traditions, we are pleasing God.” [For example, Christmas, as illustrated on Chart #3.]

?? What are some traditions that you follow?

?? Are your traditions the same as other religions?

?? How can we know which tradition is right? [Let the class answer.]

Read Mark 7:1-9.

?? What did the religious teachers ask Jesus? (vs.5 – Why didn’t His disciples keep the Jewish traditions?) The disciples of Jesus were not washing their hands the way required by Jewish tradition. They thought the disciples were sinning against God because they were not following their traditions.

?? What did Jesus say about tradition in verse 6? (Even though you keep traditions, your heart can be far away from God.)

?? What did Jesus teach in verse 7 about traditions? (Traditions are the teachings of men, not of God.)

?? Does God speak to us through traditions? (No) It is only our culture, not God, that speaks by means of traditions.

[Teacher, if a class member asks about 2 Thessalonians 2:15, explain that tradition is not necessarily wrong. Paul was mentioning traditions which agreed with the teachings of God’s Word. However, if a tradition contradicts God’s Word, then it is wrong and should not be followed.]

2) RELIGION

Others say “We are members of the true church. God speaks to us through our church or religion. When we listen to our religious leaders, we learn what God wants to say to us. Our religion tells us what God wants us to do and what He does not want us to do.”

Many religious groups claim that they are the only true church or religion. With so many different churches or religions claiming that God only speaks through them, how can we ever be sure which is correct?

Read Acts 17:22-25

?? What did the Apostle Paul say about the people who lived in Athens? (vs. 22 - They were very religious.)

?? Even though they were very religious, did they know the true God? (vs. 23 - No.)

?? Does God speak to us through religion? (No) Religion is not necessarily wrong, but we cannot depend on it to tell us what God is saying to us.

(Romans 10:1-4 and Acts chapter 10 also clearly teach that religion is not a sufficient answer; we cannot know God through religion.)

3) PHILOSOPHY / EDUCATION

Some say, “We don’t trust tradition or religion. We trust our own thinking and our education.” This is the answer of the philosophers.

?? Do all of the philosophers agree with each other? (No)

Read Colossians 2:8.

?? How does the Bible describe philosophy and education? (Hollow, vain, deceptive)

?? What does philosophy depend upon? (Human traditions and principles of this world.)

LESSON ONE

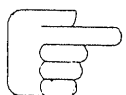
?? Does God speak to us through philosophy and education?
(No) This is not to say that education is wrong, but we cannot depend on education as a way of knowing what God is saying to us. (I Corinthians 1:20-21)

Since tradition / culture, religion, and philosophy / education are all insufficient answers, how does God truly speak to us?
What is the correct answer?

B. THE CORRECT ANSWER

CHART 4 - THE CORRECT ANSWER

Sometimes the Bible is referred to as God's Word. His words that He has spoken and wants to say to us are recorded in the Bible. Through reading His Word, the Bible, we will know what He wants to say to us.



[Teacher, you may find that this lesson is too long to teach in one setting. If so, stop here. Teach the remainder of this lesson next time.]

1) THE INSPIRATION OF THE BIBLE

CHART 5 - THE BIBLE

?? Who wrote the Bible? (God)

?? How did God give us the Bible?

Read 2 Peter 1:20-21. The Bible was given by inspiration of God as He guided the men who wrote it. (Jeremiah 30:1-2) This Bible is from God. Because God is the writer, it is the truth.

Anything that does not agree with the Bible is false. Of course, because there is no one greater than God, His Word, the Bible, is the final authority.

2) THE PURPOSE OF THE BIBLE

Why did God give us this special Book, the Bible? Why should we read and study it?

Read John 20:30-31.

?? Why was the book of John written? (So that we may believe in Jesus and have life through Him.)

God gave us the Bible so that we could learn of His Son, Jesus Christ, and how we can receive eternal life through Him.
(2 Timothy 3:14-15; Acts 4:12; I John 5:11-12)

4. HOW CAN WE LISTEN TO GOD?

A. THE EXAMPLE OF BEREIA

Read Acts 17:11-12

?? What three things did the people from Berea do when God's Word was preached to them? [Let the class answer.]

- 1) received it
- 2) examined it
- 3) believed it

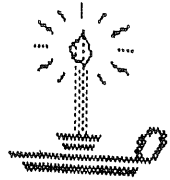
CHART 6 - LISTEN TO GOD!

We also need to commit ourselves to investigate the Bible with an open mind. As we study God's Word, we will also find the truth.

LESSON ONE

B. ILLUSTRATION

CHART 7 - WHICH WAY?



Let us imagine that one of your relatives gets married and moves away to a village where you have never visited before.

One day you receive a letter from her asking you to come and visit her. But, of course, you don't know the way. She tells you very clearly which bus you need to take, where to get on the bus and where to get off, etc. After the last ride, you still need to walk a little distance, but she has drawn a very clear sketch showing you which road you need to take.

?? Since her instructions and the map are correct, is it possible to go the wrong way? [Let the class answer.]

There are two ways you could go wrong: **First**, if you do not read her letter, you could go the wrong way. **Second**, if you do not trust her instructions, and therefore do not follow them, you could also go the wrong way.

That is the same way with the Bible. God has given us His Word, the Bible, so that we will know the right way to heaven. The Bible is accurate and clear. But many people are still lost and not going to heaven. Why? Because they do not read the Bible, and secondly, because they do not trust the Bible and therefore do not follow its guidelines.

5. SUMMARY DISCUSSION

[Allow sufficient time for the class to ask questions.]

Review the main points of the lesson by asking the questions on Chart #2.

Also ask your own questions to see how much of the lesson the class has understood.]

For example:

?? What is the purpose of the Bible? (To give us God's truth about Jesus Christ and salvation.)

?? If a truth in the Bible does not agree with our tradition or religion, what should we do? (Believe the Bible because it is the final authority.)

6. PERSONAL APPLICATION

[Challenge the class to personally apply what they have learned through the lesson to their own lives. Remind them that God wants to speak to them personally. Challenge them to make this commitment:]



“I commit myself to this seven-week Bible Study in order to investigate what the Bible teaches about Jesus Christ and about salvation or eternal life.”

7. HOMEWORK ASSIGNMENT (Optional)

God tells us through the Bible that we all have a spiritual problem. Next week we will discover what that problem is and how it began.

[As preparation for the next lesson, ask the class to **read Genesis 2:4 through chapter 3:24** and answer the question “How did problems begin?”

Also, encourage everyone to purchase a Bible if they do not have one.]


8. CLOSING PRAYER

[Close with prayer thanking the Lord for those who made a commitment to attend this class and to read and study God's Word.]

LESSON TWO

OUR SPIRITUAL PROBLEM

Teach this lesson so that:



1. Class members discover man's spiritual problem and how that problem began.
2. Class members will agree that they too have this spiritual problem.

MATERIALS NEEDED

- Your Bible
- Extra Bibles (with the Old Testament) for the class to use
- A branch from a tree or bush to use as an illustration
- Charts #2, 8-14

Change the charts as you proceed through the lesson outline.

Place the charts where all the class members can easily see them.

LESSON OUTLINE

1. PRAYER

[Begin the class with prayer.]

2. REVIEW

[Briefly review the previous lesson by asking the class to answer the questions on Chart #2. You may want to ask a few other questions, especially if there are new members.]

3. INTRODUCTION

CHART 8 - WHY?

?? Why does the world have so many terrible problems?

?? In your opinion, what is the most serious problem we face?

Today, we want to answer three questions about problems.
[Refer to Chart #9.]

CHART 9 - LESSON OUTLINE

OUR SPIRITUAL PROBLEM

- Why do we have problems?
- How did problems begin?
- What is our spiritual problem?

4. WHY DO WE HAVE PROBLEMS?

Read James 3:16. ?? According to the Bible, why is there such chaos in this world? (Because of such sins as envy, etc.) Sin is the cause of problems.

LESSON TWO

5. HOW DID PROBLEMS BEGIN?

Let's go to the first book of the Bible to find the answer to this question.

?? According to Genesis 1:27 & Genesis 2:7, how were we created?

CHART 10 - CREATION OF MAN

THE SEEN, TEMPORAL PART OF MAN

God created our body, (the seen, temporal part of us), from the dust of the ground. Through our bodies, we relate to the physical world in which we live. Our bodies will die and return to dust.

THE UNSEEN, ETERNAL PART OF MAN

God also created an unseen, eternal part, called the soul and spirit of man. This includes our personality and an awareness of the existence of God who is also unseen. This part of us never dies.

CHART 11 - FREE WILL OF MAN

Man was not created as a robot that automatically and mechanically obeyed God. Instead, Adam and Eve were created in God's image and likeness.

?? In your opinion, what does it mean that we were created in God's image? [Let the class answer.]

Unlike robots, God has given us a freedom of choice (will). Man has the ability to choose what he wants to do. [Direct the class's attention to the man illustrated on Chart #11 who can choose what he wants to read or watch.]

?? What example is there in Genesis 2:16-17 that shows Adam and Eve had a will or freedom of choice? [Let the class answer.]
(They had the choice of obeying or disobeying God's instructions about the tree of the knowledge of good and evil.)

CHART 12 - ADAM'S UNION WITH GOD

When Adam and Eve were created, they had spiritual life. Why? Because, they were in union, or in fellowship with God. God, as their creator, gave instructions to Adam and Eve, and they used their freedom of choice to respond in obedience. Because of that, they lived in union with God and enjoyed His fellowship. They had spiritual life.

CHART 13 - SEPARATION FROM GOD

But, we know that one day that beautiful relationship with God changed.

Read Genesis 3:1-7.

God, as their creator, gave instructions to them (Genesis 2:15-17), but using their freedom of choice, they responded in disobedience to God. Therefore their union with God was broken. This resulted in spiritual / eternal death or separation from God. That is what God told them would happen if they chose to disobey Him. (Genesis 2:17)

Read Genesis 3:19 and Genesis 3:23.

?? In what ways were Adam and Eve separated from God's blessing and fellowship?

(God pronounced physical death on them and banished them from the Garden of Eden and from His presence.)

LESSON TWO

[Optional: **Read Genesis 3:8-24** and discuss all of the results of Adam and Eve's sin of disobedience.

You could also study such references as Genesis 4:8, Genesis 6:5-7, and Psalm 14:1-3 which show the sinfulness of mankind.]

6. WHAT IS OUR SPIRITUAL PROBLEM?

Because Adam and Eve sinned, sin entered the world and because of sin, we all have problems. The Bible teaches that our most serious problem, however, is spiritual. What is that spiritual problem?

How did Adam and Eve's sin affect us spiritually?

Read Romans 5:12.

?? What happened to us because of the sin of Adam? [Let the class answer.]

(Death came to all men; we all died spiritually and also will die physically.)

What does it mean that we died spiritually?

Read Colossians 1:21.

?? Because of our sin, what happened to our relationship to God? (We were alienated or separated from God.)

Spiritual death is separation from God.

CHART. 14 - OUR SPIRITUAL PROBLEM

Because of Adam's sin, all mankind is now separated from God and will also die physically. (Isaiah 59:2) Separation from God is our spiritual problem and it began with Adam's sin of disobedience.

SEPARATION FROM GODOptional
Illustration

Bring a branch with you which you broke off from a tree or bush just previous to the Bible Study.

?? Is this branch alive now? (No) ?? Why not? (Because it is no longer connected to the source of life.)



?? Is there anything this branch can do to connect itself to the source of life again? (No)

When Adam chose to disobey God's command, he was separated from God, the source of life. He no longer had eternal life. This is also our condition before God. There is nothing we can do to connect ourselves to the source of life.

(You may want to bring that dead branch to the next class to use as part of your introduction.)

7. SUMMARY DISCUSSION

[Allow sufficient time for the class to ask questions. Also briefly review the main points of this lesson by asking the class to answer the questions on Chart #9. In order to check your class's understanding, prepare a few more questions such as:]

- ?? What is our most serious problem? (Separation from God which has resulted in spiritual death.)
- ?? Why did Adam lose spiritual life? (Because he did not respond to God's commands in obedience. He chose to disobey.)
- ?? How does Adam's sin affect you? (Because he sinned, we also are separated from God; we no longer have spiritual life; we will all die physically.)

LESSON TWO

8. PERSONAL APPLICATION

[Challenge the class to personally acknowledge that they have this spiritual problem.

Because of Adam's sin, they are separated from God, the source of life, and they will die.

Therefore, since this is true, this spiritual problem is very serious and should not be ignored.]



9. HOMEWORK ASSIGNMENT (Optional)

[Next time we will study the result or effect of our being separated from God. As preparation, ask the class to **read Romans 3:9-20** and answer the question "What is man like?"]


10. CLOSING PRAYER

[Close in prayer, asking God to reveal His solution for our spiritual problem.]

LESSON THREE

SEPARATION FROM GOD

Teach this lesson so that:



1. Class members will discover why they are separated from God.
2. Class members will understand their spiritual helplessness to save themselves.

MATERIALS NEEDED

- Your Bible
- Extra Bibles for the class
- The dead branch from the last lesson's object lesson.
- Charts # 2, 9, 15 – 22
Change the charts as you proceed through the lesson outline. Place the charts where all the class members can easily see them.

LESSON OUTLINE

1. PRAYER

[Begin the class session with prayer.]

LESSON THREE

2. REVIEW

[Briefly review the first two lessons by using Charts #2 and 9. Reinforce the truth of the last lesson by asking the class what their current condition is before God because of Adam's sin. (Separated from God, without spiritual or eternal life.)]

3. INTRODUCTION

[If you used the optional illustration last lesson, show the class the dead branch. Remind them that this is what we are like before God because of Adam's sin; we are separated from God, the source of life.]

Our lesson today answers these questions about why we were separate-ed from God and what that really means. [Refer to Chart #15.]

CHART 15 - LESSON OUTLINE

SEPARATION FROM GOD

- Why are we separated from God?
Because man is --- (sinful)
Because God is --- (holy and just)
- What is God's judgment on us?
- Can we solve our problem?

4. WHY ARE WE SEPARATED FROM GOD?

A. BECAUSE MAN IS SINFUL

CHART 16 - MAN IS ...

?? According to **Romans 3:10-12**, what is man like?
(Totally sinful)

?? What is sin? [Let the class give their definitions.] Sin is breaking or disobeying God's law. We sin when we do things God tells us not to do; we also sin when we do not do what He tells us to do. We can sin by the things we do, the things we say, and the things we think. [Direct the class's attention to illustrations of these areas of sin on chart #16.] (Mark 12:28-31; James 2:8-10, 4:17; I John 3:4)

?? According to these verses in Romans, is there anyone who is righteous or good? (No!)

?? Is there anything good in any of us? (No!) We were born sinful because of Adam, and we are also sinful because we choose to sin. (Romans 5:12, Romans 3:23)

We realize how serious our problem is when we understand what God is like.

B. BECAUSE GOD IS HOLY AND JUST

CHART 17 - GOD IS ...

God's nature, or what God is like, is understood by the words "holy" and "just". (Isaiah 5:16) Because God is **Holy**, He cannot tolerate or allow sin in His presence. (Habakkuk 1:13a; I Peter 1:16; Revelation 4:8.) He is absolutely pure without even the slightest hint of evil.

LESSON THREE

Because God is **Just**, He cannot allow sin to go unpunished.
(Nahum 1:3a, 2 Thessalonians 1:6-9, Revelation 16:5)

Because He is holy and just, He must do what He said He would do. He warned Adam that if he chose to disobey, he would be punished. Because God is holy and just, He had to punish Adam.

We are separated from God because He is holy and we are unholy; we are sinners. We are separated from God because He is just and must punish all sin; He must do what He said He would do.

JUSTICE

Optional
Illustration

Compare the justice of God with human judicial systems. Sometimes, a judge can be influenced to change his mind because of a person's status in life or because of a bribe. But God's mind can never be changed. He will always do what He said He would do.



5. WHAT IS GOD'S JUDGMENT ON MAN?

CHART 18 - GOD'S JUDGMENT - DEATH

Because God is just, He must punish sin. **Read Romans 6:23.**

?? What is God's punishment for sin? (Death)

God's holiness and justice demands death as the punishment for all disobedience.

The Bible mentions three kinds of death.

A. SPIRITUAL DEATH

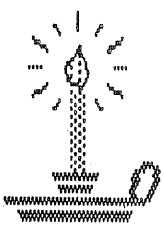
We are born spiritually dead or spiritually separated from God. Our union with God (the source of life) is broken, and therefore we are spiritually dead. Read Ephesians 2:1-3

B. PHYSICAL DEATH

One day, we will all die physically. Our spirit / soul will separate from the body.

C. ETERNAL DEATH

If we are still spiritually dead when we die physically, we will immediately enter into eternal death. Eternal death means being separated from God forever. Read revelation 20:11-15

<p>ETERNAL DEATH</p> <p>Lead the class in a study of <u>Luke 16:19-31</u>. Particularly emphasize verse 26, showing that the rich man could not move over to paradise; his punishment in hades / hell was forever. He did not have a second chance. He is still in hades today and at the Great White Throne Judgment will be placed into Hell forever and ever (Revelation 20:11-15).</p>	<p>Optional Illustration</p> 
---	--



[Teacher, you may find that this lesson is too long to teach in one setting. If so, stop here. Teach the remainder of this lesson next time.]

6. CAN WE SOLVE OUR PROBLEM?

The Bible teaches that each one of us is separated from God and that we will be punished by God.

LESSON THREE

The punishment is death, meaning eternal death / separation from God.

?? Can we do anything to solve this very serious problem which we all have? [Let the class give their opinions.]

Many religions teach that if a man tries hard enough, he can escape eternal death / separation from God; for example, through:

- a) good works,
- b) works of righteousness, and
- c) keeping the 10 commandments.

CHART 19 – MAN IS HELPLESS

Let's look at each of these ways and see what the Bible says about them.

A. GOOD WORKS

?? What are some good works that people do in order to escape eternal death? (Being a good person; being kind to neighbors; giving money to the poor; etc.)

Read Ephesians 2:8-9.

?? Can a person receive salvation from eternal death through doing lots of good works? (No!) It is good to do good works, but the Bible says they cannot save us from eternal death.
(Romans 3:10-12, 2 Timothy 1:9)

B. BEING RELIGIOUS

?? What are some religious things that people do in order to escape eternal death? (Attending church regularly, praying, punishing themselves for their sins, making vows to God.) Can we save ourselves from eternal death by doing these religious things?

Read Philippians 3:4-9.

?? What religious things did the Apostle Paul say he could boast about? (See verses 5 and 6) Paul was a very sincere and religious man.

?? Did his being religious help him gain eternal life? (No --- see verses 7 and 8) Paul said his being religious was worthless garbage. Being religious cannot save us. (Isaiah 64:6; Romans 3:10)

C. KEEPING THE TEN COMMANDMENTS

?? What are some of the 10 commandments? [Let the class answer.] (Exodus 20:1-17)

?? If we really try to keep all of them, will we escape eternal death?

Read Romans 3:20.

?? Will God take away the punishment of eternal death if we try to keep the ten commandments? (No. No one will be declared righteous through keeping the commandments because no one can keep them fully.) (Galatians 2:15-16; James 2:10)

The Bible teaches us that we are helpless to save ourselves from the punishment of eternal death. All attempts to be reunited with God are unsuccessful and hopeless.

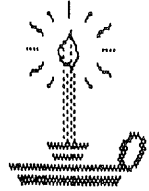
[Direct the class's attention to the "attempted bridges" on Chart #19, showing that all of them fall short.]

Because we are sinners, we must be punished by the holy and just God. We cannot escape eternal punishment no matter what we try to do.

LESSON THREE

CHART 20 – ONE DROP OF POISON

Let's pretend that we have a glass of pure water. Then I add just one drop of poison to the water. Would you drink it? But it only has one drop of poison and all the rest is pure water.



This glass of water is a picture of us, and the poison is sin. Even if we only sinned once in our lives, God could not accept us, just as you didn't want to accept this glass of water even though it had only one drop of poison. Of course, we have sinned many times. Because we have sinned, God must punish us and the punishment is death.


7. SUMMARY DISCUSSION

[Briefly review the lesson by asking the questions on Chart #15. Prepare other questions to be sure your class really understood the truth. Example:]

- ?? What are the three kinds of death? (Spiritual, physical, and eternal)
- ?? If we obey God's commandments and do many good things, can we escape God's judgment of eternal death? (No)
- ?? Why not? (Because God is holy and just, and we are sinners,)

8. PERSONAL APPLICATION

[Challenge the class to personally apply what they have learned through this lesson to their own lives.]



?? What does this lesson tell you about yourself?
(God demands death as the punishment for my sin and I am helpless to save myself from that punishment,)

[Challenge the class to take this action.]

I acknowledge I am a sinner, separated from God and helpless to save myself. I want God to help me understand the solution to my spiritual problem.

9. HOMEWORK ASSIGNMENT (Optional)

The next lesson will help us discover God's solution to our spiritual problem. We are helpless in ourselves, but God has made a way for us to escape eternal death.

[As preparation, ask the class to **read Colossians 1:19-23** and answer the question, "What solution did Christ provide for our spiritual problem of being separated from God?"]

10. CLOSING PRAYER

[Close the lesson in prayer. Ask the Lord to make the solution to our spiritual problem very clear to each class member.]

LESSON FOUR

THE MEDIATOR

Teach this lesson so that:



The class discovers who the Mediator is and what He did to solve our spiritual problem.

MATERIALS NEEDED

- Your Bible
- Extra Bibles for the class to use
- Charts 2, 9, 15, 19, 21-27

Change the charts as you proceed through the lesson outline. Place the charts where all the class members can easily see them.

LESSON OUTLINE

1. PRAYER

[Begin the class session with prayer.]

2. REVIEW

[Briefly review the main points of the previous lessons by using the questions on Charts #2, 9, and 15. Emphasize the helplessness of man to solve his spiritual problem.]

NEW CLASS MEMBERS

If you have one or two new members at this Bible study, ask the regular members to expand a bit on their answers during the regular review. You might then suggest that you would be willing to teach the new members the previous lessons at another time. Be careful not to bore your regular members by re-teaching all the previous truths to the newcomers.

However, if half of your class is new, then it might be wise to not teach a new lesson, but rather review past lessons. Involve your regular members as much as possible by asking them to explain "What is the meaning of this chart?" etc.

3. INTRODUCTION

[Begin by describing a situation where two former good friends have become enemies.]

?? What are some possible solutions to solve such a problem?
[Guide the class's thinking toward the use of a mediator.]

?? What must be true of a person if that person is to serve as an effective mediator?

CHART 21 - A MEDIATOR

[Discuss the three ideas about a mediator:]

- Be acceptable to each person
- Understand the needs of each person
- Provide a satisfactory solution to the problem

LESSON FOUR

God and man are separated because of sin. God cannot allow man to approach Him because He is holy and we are sinful; we cannot do anything to take away our sin. But God, who is also loving and merciful, did something to solve our problem. He sent a mediator.

Today we will find the Bible's answers to the following questions.
[Refer to chart #22.]

CHART 22 – LESSON OUTLINE

THE MEDIATOR

- Who is our Mediator?
- What did our Mediator do?
He took our --- (punishment)
He --- (redeemed) us
- What is the result?

4. WHO IS OUR REDEEMER?

?? Who are some mediators in whom people trust? [Let the class answer.] (For further study, you may want to read and discuss the mediators mentioned in Acts 19:23-27; Isaiah 44:13-20; Jeremiah 44:15-18.)

CHART 23 – NO OTHER MEDIATOR

Read 1 Timothy 2:5.

?? How many mediators are there who are acceptable to God? (One)

?? Who is that mediator? (Jesus Christ)

?? Who is Jesus Christ?

Read Hebrews 1:1-3; and 2:17.

He is both God and man. (John 1:1, 14)

QUESTIONS ABOUT MARY

If questions are raised about the Virgin Mary, attempt to deal with the subject tactfully and with respect for Mary. Although the Bible shows Mary as an example of a godly woman, it also teaches that she herself needed a Savior. Luke 1:46-47 (John 7:5; Luke 8:19-21)

5. WHAT DID OUR MEDIATOR DO?

A. Christ took our punishment

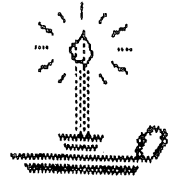
CHART 24 – CHRIST TOOK OUR PUNISHMENT

[Remind the class of the truths of Lesson Three by referring to the far left side of Chart #24.] All men were placed under the condemnation of death.

What did our mediator, Jesus Christ, do in order to meet God's demand of death for our sin? **Read 1 Peter 3:18.** Christ paid the penalty for our sins. He, the Righteous One, died for us, the unrighteous ones. [Refer to the middle section of Chart 24.] (Isaiah 53:3-6, 12; Romans 5:6-8; 1 Corinthians 15:3-4; Hebrews 9:14, 26; 1 Peter 2:24)

We know that God accepted Christ's payment for our sins because He brought Jesus back to life again. [Refer to the far right section of Chart #24.] (Romans 4:25; 1 Corinthians 15:17-22)

CHART 25 – SUBSTITUTION



A story is told of two brothers. The older one was a good person, but the younger brother was just the opposite. Despite the older brother's pleas, the younger brother became more wicked. One night, the younger brother came rushing into the older brother's room with blood-stained clothes and pleaded, "Save me! I have committed murder and the police are chasing me." Quickly, the older brother said "Let's change clothes." Just as they finished doing that, the police arrived and arrested the one who was wearing the blood-stained clothes --- the innocent older brother. In court, the older brother simply stated "I take full responsibility for the crime." He was sentenced to death. Just before his death, he requested that at the moment of his death, a letter he had written be given to his brother. The younger brother was overcome with sorrow as he read: "At this moment I die for your sin, in your blood-stained clothes. I am happy to perform this sacrifice for you." The older brother, although innocent, had paid the penalty of his wicked brother's sin, so that his brother might have life.

That is also what the sinless Lord Jesus Christ did for us. He joyfully took full responsibility for our sins and paid the penalty of death so that we could have life. He did not do that because we were good people; we are all sinners. He did that because of His great mercy and grace.

Because Jesus Christ, our Mediator, paid the full punishment of sin for us, God is now able to release us from the penalty of death. He can forgive us. We will study how that is possible in our next lesson.

B. Christ redeemed us

[Remind the class of the truths of Chart #19.] Our mediator, Jesus Christ, knew that we were slaves to sin, unable to free ourselves from eternal death. Because of His love, what did He do for us?

Read 1 Timothy 2:6. Christ gave Himself to ransom us (to free us) from sin and redeem us (pay the redemption price) to God. (Romans 5:6-8; Ephesians 1:7; Revelation 1:5, 5:9)

CHART 26 – CHRIST REDEEMED US

Christ's blood purchased the forgiveness of our sins and deliverance from the judgment of separation. His death provided a way for us to approach the holy God.

Jesus Christ, our mediator, did what we could not do. He gave his blood (life) to redeem us, or release us, from eternal death. Because God accepted Christ's redemption price (His blood), God can now forgive our sins and release us from the judgment of separation. We will find out how this is possible in our next lesson.

REDEMPTION

Optional
Illustration

A boy once built a nice toy boat. One day while playing with it in a nearby river, the boat was carried downstream. Some time later, this boy recognized his boat in a pawn shop. But there was now a price tag on it. So, he worked hard to earn the money needed to redeem his boat. As he left the pawn shop, he said to the boat, "Now you are twice mine: once because I made you, and once because I redeemed you."



God made us but we strayed away from Him and ended up as slaves in Satan's pawn shop. But God in His mercy redeemed us with His own blood. He freed us from slavery to sin and eternal death.

LESSON FOUR

6. WHAT IS THE RESULT?

Did our Mediator, Jesus Christ, solve our spiritual problem through what He did on the cross?

CHART 27 – RECONCILIATION

Read Colossians 1:21-22.

?? What was our condition before Christ died for us? [Let the class answer from verse 21.] (Separated from God; enemies of God; sinners.) [See the left hand side of chart #27.]

?? Because Christ died for us, what is the result? [Let the class answer from verse 22.] (Reconciled to God; presented to God as holy; without blemish; and free from blame.) [See the right hand side of Chart #27.]

Christ reconciled us or made peace between us and God through His death on the cross. God is now able to reunite us to Himself on the basis of Christ's reconciling blood. (Romans 5:9-11)

7. SUMMARY DISCUSSION

[Allow sufficient time for the class to ask questions. Also, review the main points of the lesson by allowing the class members to answer the questions on Chart #22. Then return to Chart #21 and apply each qualification of a good mediator to Jesus Christ.]


- ?? Is Jesus Christ acceptable to God? (Yes)
- ?? Why? (Because Jesus never sinned)
- ?? Is Jesus Christ acceptable to man? (Yes)
- ?? Why? (Because He was a man, although He never sinned)
- ?? Does Jesus Christ understand God's nature, that He is holy and just. (Yes)

LESSON FOUR

- ?? Does Jesus Christ understand our sinfulness and helplessness?
(Yes)
- ?? Did Jesus provide a solution that is satisfactory to a Holy God?
(Yes)
- ?? How? (He paid the punishment God demanded for sin - death.)
- ?? Did Jesus provide a solution that is satisfactory to sinful man?
(Yes)
- ?? How? (He did for us what we could not do. He redeemed us from eternal death.)
- ?? Is there any other mediator that fulfills all these qualifications?
(No)

8. PERSONAL APPLICATION

What mediator are you trusting for your salvation? According to the Bible, Jesus Christ is the only acceptable mediator between God and man. If that is true, no other mediator can help us.



[Challenge the class to make this commitment:]

“I am willing to acknowledge that Jesus Christ is the only mediator. I thank Him for the solution He provides for my spiritual problem.”

9. HOMEWORK ASSIGNMENT (Optional)

Jesus Christ paid the penalty for our sins. God is now able to forgive sin because of His payment. But forgiveness is not automatically ours. Next time we will study how we can be forgiven.

[As preparation, ask the class to read Luke 15:11-24 and answer this question “What does this story teach about forgiveness?”]


10. CLOSING PRAYER

[Close the Bible study with prayer. Thank the Lord for Jesus Christ Who is the only mediator and for the solution He provides for our spiritual problem.]

LESSON FIVE

GOD'S OFFER

Teach this lesson so that:



1. The class understands that salvation is a free gift which cannot be earned.
2. The class understands the true meaning of repentance which God demands.

MATERIALS NEEDED

- Your Bible
- Extra Bibles for your class
- Charts 9, 12, 15, 22, 28-34
- Chalkboard & chalk or Manila paper & pentel pen
- A box wrapped up as a gift to use as an illustration

Change the charts as you proceed through the lesson outline. Place the charts where all the class members can easily see them.

LESSON OUTLINE

1. PRAYER

[Begin the class session with prayer.]

2. REVIEW

[Ask class members to briefly answer the questions on Charts #9, 15, and 22. You may want to ask further questions from Lesson Four to check their understanding.]

3. INTRODUCTION

[Show the class the gift wrapped box.] Let's say that I offered to give you this gift.

?? Does that mean that you already have the gift? (No)

?? Does that mean that you will certainly get this gift? (No)

?? What does the word "offer" really mean? (It means to present something, or to make a proposal which may be accepted or rejected.)

The Bible teaches us that God is offering us something very valuable. Today we will answer the following questions about God's offer. [Refer to Chart #28.]

CHART 28 – LESSON OUTLINE

GOD'S OFFER

- What is God's offer?
- How does God make this offer?
As a (free) gift
As an (undeserved) gift
- How can we receive this offer?
Through (repentance)
Through (faith) in Christ

LESSON FIVE

4. WHAT IS GOD'S OFFER?

?? What is God offering to us? (Eternal / spiritual life, salvation, redemption, reconciliation with God, etc.)
But, what really is eternal / spiritual life?

CHAFRT 12 – ADAM'S UNION WITH GOD

[Using Chart #12 from Lesson Two, review the meaning of spiritual life.] It is oneness with God, union with God. It is sharing in His life which has no end. We lost this kind of life when Adam sinned. But God is now offering to restore this life to us through union with Him,

5. HOW DOES GOD MAKE THIS OFFER?

[Refer to the gift-wrapped box again.]

?? If I gave this to you, would you ask me what you needed to pay me for it? (No, it is a gift.)

?? On the other hand, is your salary a gift? (No, it is payment for the work you have done.)

?? In your opinion, is eternal life like a gift or something that you earn? Let us see what the Bible says.

A. AS A FREE GIFT

Use a chalkboard or Manila paper and write "Salvation" at the top, then divide the board in two columns, titling the left side "IS" and the right side "IS NOT"

Using Ephesians 2:8-9 and Titus 3:5, let the class answer the question:

?? How is salvation described or referred to in these verses?

<u>IS</u>	SALVATION	<u>IS NOT</u>
<u>Ephesians 2:8-9</u>		
“by grace”		“from yourselves”
“through faith”		“by works”
“a gift”		
<u>Titus 3:5</u>		
“because of His mercy”		“because of righteous things we have done”

(Romans 6:23; John 1:12)

CHART 29 – A FREE GIFT

?? According to the Bible, is salvation a gift or a payment for something we have earned? (It is a gift)

?? If salvation or eternal life is a gift, do we have to pay God something for it? (No, it is free because it is a gift.)

Even though eternal life is a free gift, many people are trying to pay God for it.

?? What are some ways that people try to purchase salvation or eternal life? [Discuss the pictures on Chart #30.]

CHART 30 – ETERNAL LIFE CANNOT BE EARNED

?? Can we gain eternal life by doing these things? (No)
[Review the truths of Lesson Three if class members do not understand why they cannot earn salvation through good works, etc.] God offers eternal life as a FREE gift.

LESSON FIVE

B. AS AN UNDESERVED GIFT

CHART 31 – AN UNDESERVED GIFT

The Bible uses the words “mercy” and “grace”. **Mercy** means not giving us something which we do deserve.

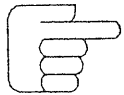
?? Because we have disobeyed God, what do we deserve?
(Eternal separation from God, punishment) (Romans 3:23, 6:23, 11:6)

But because of God’s mercy, He offers to withhold from us the punishment we deserve.

Grace means giving us something which we do not deserve.

?? What do we not deserve? (Eternal life, forgiveness) But because of God’s grace, He offers to give us eternal life which we do not deserve.

If we attempt to gain eternal life through our good works, we will never receive it. It is only offered to us as a FREE gift and as an UNDESERVED gift.



[Teacher, you may find that this lesson is too long to teach in one setting. If so, stop here. Teach the remainder of this lesson next time.]

6. HOW CAN WE RECEIVE THIS OFFER?

We know that we cannot earn this gift through doing good works or being religious, it must be received as a gift. But how can we receive this gift?

A. THROUGH REPENTANCE

Read Acts 3:19.

?? What did the Apostle Peter tell his listeners they must do in order to have their sins forgiven? (Repent)

(Matthew 3:2, 4:17; Acts 2:36-41, 17:29-31; James 4:7-10; 2 Peter 3:9)

?? What does repent mean? [Let the class answer.]

?? Is true repentance simply saying that I am sorry? (No)

?? Is true repentance being sorry ONLY if I get caught doing something wrong? (No)

?? Does true repentance mean that it is O.K. to do wrong things as long as I always remember to repent afterward? (No)

CHART 32 – REPENTANCE

Repentance is admitting that our past way of life is wrong. It is hating our sin and being ready to turn our back on it and stop doing it. [Refer to the man on Chart #32.] This includes not only wrong thoughts, words, and actions, but also the sin of trusting in religion, other mediators, good works, or anything else to save us. It also includes wrong attitudes toward the Bible and toward God, etc.

?? What are some ways in which we have disobeyed God? [Let the class answer, adding some of your own examples.]

God tells us we need to repent of such sins.

Repentance is not only turning away from sin, it also includes a decision to turn to God. [Refer to the man on Chart #32.] Repentance is determining to make God the Lord or boss of your life.

(1 Thessalonians 1:9-10; Romans 10:9-10)

LESSON FIVE

“ABOUT FACE”

Optional
Illustration

Use the “about face” command of the army to illustrate repentance. Repentance means to immediately turn in the opposite direction. Instead of continuing to sin against God, we stop, turn our back on sin, and start obeying God.




CHART 33 - PRODIGAL SON

Let us read a beautiful story of true repentance in **Luke 15:11-24.**



?? What did the younger son do to show that his repentance was real? (He came back home, admitted to his father that he had sinned against him, and humbly asked to be a servant.)

?? Do you think the son left his father again the next day? (No. He had changed the direction of his life. He had turned his back on his sinful life.)

?? Did the father forgive his son? (Yes)

God also promises to forgive us, but we need to truly repent of our sin, just as this younger son did.

B. THROUGH FAITH IN CHRIST

To receive this offer of eternal / spiritual life, we need not only to repent of our sin, but to also put our faith in Christ alone to save us.

CHART 34 – ETERNAL LIFE IS RECEIVED THROUGH

Read John 3:36.

?? According to this verse who has eternal life? (Those who believe.)

?? In whom do we need to trust or believe? (Jesus Christ)
The Bible teaches many times that the only person who can give us eternal life is Jesus Christ. (Acts 4:12, 16:31)

What does it mean to believe in or to trust in Jesus Christ?
What kind of faith do we need to exercise to receive eternal life?
These are very important questions which we will answer in our next Bible Study.

7. SUMMARY DISCUSSION

[Allow sufficient time for the class to ask questions. Review the main points of the lesson by asking the class the questions on Chart # 28. Also prepare other discussion questions in order to see how much of the lesson the class understood. For example:]

- ?? If God gave us what we deserved, what would we get? (Eternal punishment, eternal separation from God.)
- ?? What does true repentance mean? (Admitting we have done wrong, determining to stop doing it, and wanting to make God the boss of our lives.)
- ?? If we trust in Christ and also trust in other mediators, will we receive God's offer of eternal life? (No. We need to trust in Christ alone.)

LESSON FIVE

8. PERSONAL APPLICATION

[Encourage the class to personally apply what they have learned through this lesson to their lives. Challenge them to make this commitment:]



I admit that I do not deserve eternal life and that I cannot earn it. I believe eternal life is a free gift that God is offering to me. I know I must repent of my sins and trust Jesus Christ alone for eternal life,

9. HOMEWORK ASSIGNMENT (Optional)

God's offer of eternal life is available to everyone. However, He will not force anyone to accept His offer. We can accept His offer through repentance and trusting in Jesus Christ alone. Today we studied what true repentance is. The next lesson will answer the questions, "What is saving faith?" and "How can we respond to God's offer of eternal life?"

[As preparation for the next lesson, ask the class to **read John 3:1-21** and answer this question, "What does God promise to those who put their faith in Christ Jesus?"]

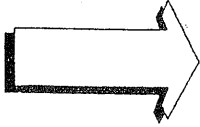
10. CLOSING PRAYER

[Close the lesson with prayer, thanking God for His free and undeserved gift of eternal life that He is offering to us. Ask Him to help each class member understand what it means to repent and trust in Jesus Christ as their Savior.]

LESSON SIX

YOUR RESPONSE

Teach this lesson so that:



1. The class discovers the true meaning of saving faith.
2. The class will be challenged to receive Jesus Christ as the only solution to their spiritual problem.

MATERIALS NEEDED

- Your Bible
- Extra Bibles for your class
- Charts 15, 22, 28, 32, 35-41
- A coin to give away as part of the introduction.

Change the charts as you proceed through the lesson outline. Place the charts where all the class can easily see them.

LESSON OUTLINE**1. PRAYER**

[Begin the class session with prayer.]

2. REVIEW

[Using charts 15, 22, and 28, briefly review the previous lessons. Ask the class to explain the meaning of "Eternal life as a free & undeserved"

LESSON SIX

gift". (We cannot earn eternal life through our good works. Our sinfulness makes us worthy only of eternal death. We can never do anything to make ourselves worthy to receive eternal life.)]

3. INTRODUCTION

Last time we defined the word "offer" to mean making a proposal. Today I am making an offer to give (name someone in the class) this coin.

?? What are the two responses that (the person) can give me?
(Reject or accept)

?? If he **accepts** my offer, what will he do? (Take the coin from my hand.)

God is offering eternal life to us. If we **reject** His offer, we are choosing to pay the penalty for our sin, eternal death. If we choose to **accept** His offer, we will be reunited with God and receive eternal life.

Maybe you will say, "It was easy for (person's name) to accept your offer of a coin; he just took it out of your hand. But how do we accept God's offer of eternal life?" That's the subject of today's lesson.

CHART 35 – LESSON OUTLINE

YOUR RESPONSE

- To receive God's offer, you must:

Repent from your sinful ways;
Trust Jesus Christ as your Savior.

- What is your response?

**4. TO RECEIVE GOD'S OFFER,
YOU MUST REPENT FROM YOUR SINFUL WAYS.**

CHART 32 – REPENTANCE

[Using this previous Chart #32, ask questions to review truths about repentance.]

?? On **what** is the man in the picture turning his back? (His past way of life; his trust in religion, other mediators, good works, etc. to save him and his wrong attitude toward the Bible and toward God, etc.)

?? **Why** is the man turning to the Lord? (He no longer wants to be the one in control of his own life but wants to give his life to the Lord. He has decided to make the Lord Jesus Christ the boss of his life. He now wants to obey the Lord, and His Word, the Bible.) (1 Thessalonians 1:9-10)

Are you willing to repent and turn away from your sins? Are you willing to admit that you have been trusting in the wrong things to save you, and to stop trusting them for your salvation? Are you willing to let God be the Lord or boss of your life and obey Him?

**5. TO RECEIVE GOD'S OFFER,
YOU MUST TRUST JESUS CHRIST AS YOUR SAVIOR.**

Read Acts 16:31.

?? What do we need to do in order to be saved? (Believe on the Lord Jesus Christ.)

What does the word "believe" mean? Almost everyone says that they believe, but do they have the kind of faith about which the Bible is talking? (Acts 4:12, 13:38-39; John 3:36; Romans 10:13)

First, we want to define what saving faith **IS NOT**.

LESSON SIX

A. SAVING FAITH IS NOT ...

CHART 36 – SAVING FAITH IS NOT...

1) BELIEVING HISTORY

?? What do you know about Christ and His life? [Let the class answer.] (Jesus was born, lived a righteous life, performed many miracles, died on the cross, came to life again, etc.)

It is good to believe these facts, but simply believing those things happened **is not** saving faith. (James 2:19)

2) TRUSTING IN OTHER MEDIATORS.

Read Acts 4:12.

?? Can any other mediator provide or help provide salvation? (No. Salvation is found only in Jesus Christ alone. Faith in anything or in anyone else apart from Jesus Christ **is not** saving faith.) [Review Chart #23 if needed.]

3) TRUSTING GOD FOR MATERIAL THINGS.

Saving faith **is not** trusting God for earthly needs, such as money, health, a job, or a passing grade on an exam. We may trust God for these things, but this faith is faith for temporal, earthly things and not for eternal life. (John 6:26-27)

B. SAVING FAITH IS ...

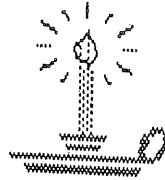
CHART 37 – SAVING FAITH IS ...

Saving faith **is trusting Jesus Christ alone** for salvation or eternal / spiritual life. It is no longer trusting your own good works for salvation. It is believing with all your heart that Jesus Christ paid the full penalty for your sin, and totally trusting Him to save you from the punishment you deserve.

It is transferring your faith from other mediators and other things to Jesus Christ alone. (John 3:36, 5:24; Acts 16:31; Romans 4:1-5, 10:13, etc.)

C. ILLUSTRATION OF SAVING FAITH

CHART 38 – TRUST IN A DOCTOR



For example, you are seriously sick and need surgery.

?? Will your sickness be healed just by believing that the surgeon is able to help you? (No!)

?? What would the surgeon say if you said to him, “Doctor, don’t put me to sleep because I want to help you with the operation.” (“That’s not possible, I have to do the operation myself and you cannot help me. You must trust me to do the operation correctly.”)

How will you show the doctor that you trust his ability to do the operation correctly? You will let him perform the operation. If you do not agree to do that, you will die because of your sickness.

Jesus Christ is the only one who can treat spiritual sicknesses. We need to admit to Him that we can not solve our spiritual problem; He is the only one who can. We need to give our whole life to Him and allow Him to do what He knows is best for us, We can add nothing to His solution nor can we help Him solve our spiritual sickness. We just need to trust Him.

LESSON SIX

D. GOD'S PROMISE OF SALVATION

CHART 39 – JOHN 3:16

Maybe you are asking “If I trust Christ alone to save me, can I be sure that He will save me from eternal separation from God?”

Read John 3:16-18.

?? What does God promise the person **who believes in Jesus Christ**, or who puts his **full** trust in Christ? (He will not perish but will have eternal life; he is no longer condemned to eternal death.)

?? What does God say about the person **who does not trust Jesus Christ for salvation**? (He is condemned already and will perish or be punished for his sins eternally,)

?? Does God lie? (No) ?? Does God ever change His mind? (No)

?? Since God has said that if you trust in Jesus Christ, you will receive eternal life, can you be sure that is true? (Yes, because God does not lie nor change His mind.)

Read Numbers 23:19; Titus 1:2

?? What will happen if you truly trust Christ to save you from eternal punishment? (I will be given eternal life; I will not perish or be condemned.)

?? Are you sure that will happen?

?? How do you know? (Because that is what God promised, and God does not lie nor change His mind.)

6. WHAT IS YOUR RESPONSE?

Read john 1:10-12. ?? What are the two responses to Jesus? (Some rejected Him, others received Him.)

?? What happened to those who received Christ? (They became sons of God.) They were saved from eternal punishment.

?? How did these people show God that they received Christ? (They believed in His name; they put their trust in Christ.)

Receiving Christ does not mean receiving Him through any sacrament or religious practice; it means putting your full faith in Him.

CHART 40 – WHAT IS YOUR RESPONSE?

You are like this man in the picture. [Refer to Chart #40.]

You must decide how you will respond to God's offer, or which way you are going to go. Are you going to receive God's offer of salvation through repentance and faith in Christ? Or are you going to reject His offer and continue to trust in other things to save you from eternal punishment? Waiting or putting off this decision is the same as rejecting God's offer. What will be your response?

7. SUMMARY DISCUSSION

[Allow sufficient time for the class to ask questions. Prepare some of your own questions to help you discern their understanding of the lesson. For example:]

?? What is true repentance? (Admitting your sin and determining to stop doing it; choosing to obey God as the master of your life.)

?? What is saving faith? (Putting your full faith and trust in Christ alone and in His sacrifice on your behalf on the cross; depending fully on Him to forgive your sins and give you eternal life.)

?? How does a person receive Jesus Christ as their Savior? (Through believing that Christ died for his sins. Through trusting Christ as his personal Savior.)

LESSON SIX

8. PERSONAL APPLICATION

CHART 41 – A PRAYER OF COMMITMENT

[Challenge the class that they need to decide personally how they will respond to God’s offer. If you feel that there are some who are ready to respond positively, explain that this can be expressed to God through prayer. There is no magic in repeating the prayer on Chart #41; it is only an example.]



DON'T PRESSURE A DECISION

“Salvation belongs to the Lord”, not to us. If a person is to be truly saved, it must be the Lord who convicts of sin, reveals the truth, and persuades him to repent and trust Christ as his personal Savior. We can only present God’s truths; we must never force anyone to receive Christ as Savior.

It is usually not wise to lead a group in praying aloud the prayer on Chart #41. If you sense some of your class may be ready to accept Christ, you might: ---

- 1) Allow for a short time of silent prayer during which they may pray.
- 2) Suggest they pray by themselves later.
- 3) Arrange a time to personally talk to them.

Explain that if they do accept God’s offer, they should tell someone what they have done. (Romans 10:9-10)

9. HOMEWORK ASSIGNMENT (Optional)

[If you feel that many in your class are not ready to receive Christ as their Savior, it might be better if you begin another evangelistic series of Bible studies with them. If so, do not teach Lesson 7 of this series, since it is teaching for new Christians. Assign them something that will help them to prepare for the beginning of the next series of lessons you decide to teach.]


[If some have put their faith in Christ, explain that the next lesson will be a discussion of what happens when a person repents and trusts Jesus Christ as his Savior. As preparation, assign them to **read Ephesians 1:3-14** and answer the question "What does God do for the person who trusts Jesus Christ as his personal Savior?"]

10. CLOSING PRAYER

[Close the class in prayer, asking God to guide each person as they decide how they will respond to God's offer. Ask God's leading and help for those who want to respond in repentance and faith in Jesus Christ.]

MY NEW RELATIONSHIP WITH GOD

Teach this lesson so that:



1. The class understands what happens when a person receives Jesus Christ as their personal Savior.
2. New believers will understand how to begin growing in their new relationship with God.

MATERIALS NEEDED

- Your Bible
- Extra Bibles for class members
- Charts 12, 13, 15, 22, 28, 35, 42-46

Change the charts as you proceed through the lesson outline. Place the charts where all the class can easily see them.

LESSON OUTLINE

1. PRAYER

[Begin the class session with prayer.]

2. REVIEW

[Using charts #15, 22, 28, 35, review the main truths of the previous lessons. Especially emphasize the two basic prerequisites of salvation.]

by asking a question such as:]

?? How does a person receive Christ as his personal Savior?
(Repentance and faith in Christ) This is something personal and cannot be done through any church or religious sacrament.

3. INTRODUCTION

?? What are some important decisions that people make during their lifetime? [Allow some to answer briefly.]

[Explain that the decision we discussed during the last lesson is the most important decision --- whether to receive or to reject Jesus Christ as our Savior. Share briefly your testimony of when you made that decision and trusted Christ as your personal Savior. Explain that because of your decision to trust Christ, you entered into a new relationship with God.]

Maybe some of you (in the class) have also recently made a decision to repent and put your faith in Christ. If so, you also now have a new relationship with God. In our lesson today, we want to answer two important questions related to this new relationship with God. [Refer to Chart #42.]

CHART 42 – LESSON OUTLINE

MY NEW RELATIONSHIP WITH GOD

- Why do I have this new relationship?
- How can I grow in this new relationship?

LESSON SEVEN

DO NOT GIVE FALSE ASSURANCE

The truths in this lesson are true only for believers in Jesus Christ. Be careful not to give the impression that everybody in your Bible study class is saved. DON'T say such things as "Our sins have now been forgiven" since that is true only for believers, not for everyone in your class. Rather, frequently use such phrases as "if you have trusted Christ as your Savior ... your sins have been forgiven, etc."

4. WHY DO I HAVE THIS NEW RELATIONSHIP?

A. MY SINS ARE FORGIVEN

CHART 43 – MY SINS ARE FORGIVEN

Read Ephesians 1:7-8.

?? According to these verses, what has God done with our sins if we have trusted Jesus Christ as our Savior? (He forgave them.) He no longer requires us to pay the penalty for our sins.

?? What does God demand as punishment for sin? (Death or separation from Himself.)

?? Who paid that punishment of death for us? (Jesus Christ)

Because of His complete payment for our sins, God forgave all our sins when we repented (turned away from sin) and trusted in Jesus Christ as our Savior.

(Acts 10:43; 1 John 1:7, 2:12; Psalm 103:1-4, 10-12; Isaiah 43:25; Micah 7:19)

B. I AM REUNITED WITH GOD

CHART 12 & 13 – ADAM’S UNION WITH GOD

[Using previous Chart #12, review the reason why Adam originally had spiritual life. (He used his free will to respond in obedience to God’s command.)]

[Using previous Chart#13, review why Adam lost spiritual life and was separated for God. (He used his free will to disobey God’s command.)]

Read Ephesians 2:12.

?? How does the Bible describe our natural condition in God’s sight? (Separated from Christ, foreigners to God’s family, without hope.) Just like Adam, we also were separated from God.

Now read Ephesians 2:13 and 19.

?? What is the position of a believer before God? (Near to God, fellow citizens with God’s people, members of God’s family.)

How did this happen? How were we reunited with God?

CHART 44 – I AM REUNITED WITH GOD

[Using Chart #44, show how a person is reunited with God.]

1) He hears God’s good news of salvation and then 2) uses his free will to respond by trusting Jesus Christ as the solution to his spiritual problem. Because his sins are forgiven, there is now nothing to separate him from God.

LESSON SEVEN

This also means that because he is reunited with God, the source of life, he now has God's life in him. He now has eternal life. This is also true of us if we have responded to God's offer by receiving Jesus Christ as our personal Savior.

(1 John 5:11-13; John 3:16-18, 3:36, 5:24; etc.)

C. THE HOLY SPIRIT LIVES IN ME

Earlier we said that rather than being separated from God, a believer is now near to God. Let us **read Ephesians 1:13-14** to see just how close we are to God.

?? Whom has God given to us? (His Holy Spirit)

?? When does the Holy Spirit come to indwell a believer?
(When we believe or when we trust Jesus Christ as our Savior.)

?? Where does God's Holy Spirit live? (Inside the believer)

A believer is not only close to God, God actually lives inside of him through His Holy Spirit.

(John 14:16-17, 15:26, 16:7-15; Romans 8:13-16; 1 Corinthians 6:19, etc.)

?? What does it mean that we are marked with the Holy Spirit?

The Holy Spirit's presence in a believer is proof that we belong to God. His presence is also a guarantee that as one of God's children, we will receive an inheritance from God our Heavenly Father. A part of that inheritance is eternal life with God in heaven.

(1 Peter 1:3-4; Romans 8:15-25)

The Holy Spirit also lives in us to help us change our lives so that we will be pleasing to God.

**D. AN EXAMPLE OF A NEW
RELATIONSHIP WITH GOD**

CHART 45 – ZACCHAEUS’ NEW RELATIONSHIP

Let us read about a man who entered into a new relationship with God and see how that new relationship affected his life.



Read Luke 19:1-9

?? What was Zacchaeus’ job? (Verse 2 – a tax collector.)

In those days, most tax collectors were rich because they collected more tax than what the law required. That is probably why Zacchaeus was rich.

?? What did Zacchaeus say to Jesus?

(Verse 8 – I will give away half of what I own and I will repay those I cheated four times as much as what I took.)

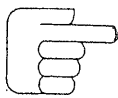
?? Why did such a big change happen in Zacchaeus’ life?

(Verse 9 – Zacchaeus was now saved.) That means that his sins were forgiven, he was reunited with God, he had received eternal life.

?? How did he receive that new relationship with God?

(He turned away from his sin, he repented. He also showed his trust in Jesus by calling Him “Lord”.)

If we have truly repented and trusted Jesus Christ as our personal Savior, we too have a new relationship with God even as Zacchaeus did. There will also be a change in our lives because of the Holy Spirit living in us.



[Teacher, you may find that this lesson is too long to teach in one sitting. If so, stop here. Teach the remainder of this lesson next time.]

LESSON SEVEN

5. HOW CAN I GROW IN THIS NEW RELATIONSHIP?

?? In human relationships, how does a person become a close friend with someone? [Let the class give their ideas.]

(Spend time with that person, getting to know that person and letting him get to know you.)

These things are also true in our new relationship with God.

CHART 46 – HOW TO GROW IN THIS RELATIONSHIP

A. READ GOD’S WORD

Read 1 Peter 2:2-3.

?? How does Peter refer to believers in these verses?
(As newborn babies)

If you have just recently entered into God’s family, you are spiritually like a new born baby.

?? What does Peter say that you need in order to grow?
(Pure spiritual milk)

?? What is pure spiritual milk?
(The Word of God)

Just like a person needs to eat good food in order to be healthy, believers need spiritual food, the Word of God, in order to grow in their relationship with God.

It is important that you read some of the Bible everyday.

[Suggest to your class that they begin reading the book of Mark, perhaps a chapter a day, and then perhaps Philipians, etc.]
(Matthew 4:4; Deuteronomy 17:18-19)

B. PRAY

Read Philippians 4:6-7

?? What are two commands from God in these verses?
(Do not worry; present all our requests to God through prayer.)
The Bible teaches that we can pray directly to God and share with Him everything that is in our hearts.
(Philippians 4:4-6; 1 Thessalonians 5:17; John 16:24; Matthew 7:7; etc.)

?? Besides requesting God for our needs, what else should we express to Him? (Thanksgiving)

?? According to verse 7, what does God promise to those who obey these commands? (Peace)

C. FELLOWSHIP WITH OTHER BELIEVERS

Read Hebrews 10:25

?? What does God not want us to forget to do? (Meet together as believers.) It is important for us to meet together in our homes, at a Bible study like this one, or at a church building. When we meet together, we encourage one another to keep growing in our relationship with God. (Acts 2:42, 46)

TEACHING FOR NEW BELIEVERS

A very common question for new believers is "What happens if I sin again?" Help them to realize that their relationship as a child of God is not broken, but their fellowship with Him is hindered. Use the example of a child who disobeys his father. He continues to be the father's child, but the joy is gone in their relationship.

Then lead them in a brief study of 1 John 1:9. You may also want to clarify that as a child of God, they can confess their sins directly to God.

LESSON SEVEN

6. SUMMARY DISCUSSION

[Allow sufficient time for the class to ask questions. Also prepare a few of your own questions to check their understanding.

For example:]

?? What happens when a person repents of his sin and trusts Christ as his Savior?

(His sins are forgiven, he is reunited with God, he is given eternal life, the Holy Spirit comes to live in him, etc.)

?? How can a believer grow in his new relationship with God?

(Read the Bible, pray, fellowship with other believers, etc.)

7. PERSONAL APPLICATION

[Help your class to understand that salvation is only the beginning of their new relationship with God. Now they need to grow through further Bible study, prayer, fellowship, etc.]



[Discuss with your class the possibility of beginning a new Bible study series. If they are agreeable, set a time when you will begin this series with them.]

FOLLOW-UP / DISCIPLESHIP BIBLE STUDY MATERIAL

There are many materials available for use in teaching a Bible Study for new believers. One suggestion is the "Keys To Spiritual Growth". This has a workbook for each class member as well as a teacher's manual to help you teach this series and a set of visual aid charts.

See page "b" for whom to contact in ordering these materials.

8. CLOSING PRAYER

[Without pressuring anyone, you may want to ask if someone would like to pray thanking God for saving him. Following that, pray yourself, expressing your thankfulness for your salvation and asking God to help each believer grow in their new relationship with God.]

DISTINCTIVES
of this
Evangelistic Bible Study Series

- A gradual - step by step approach to evangelism
- Designed for small group / family Bible Studies
- Supplemented by 46 visual aid charts
- At least one story-type illustration with each lesson to enhance understanding of the truth
- Easy to teach with suggested discussion questions and a built-in weekly review.